

vista^{medical} multiples

... a most comprehensive system of waiting room furnishings.



For waiting rooms and corridors everywhere throughout a medical facility.



vista^{medical} multiples

Vista comprises a most comprehensive system of waiting room furnishings. To allow for greatest versatility in application, the system is conceived with a "design-neutral" appearance to meld the warm look of wood within any interior scheme.

The system includes comfortable seating, tables, benches, planters and storage/display units for endless configuration possibilities. Special features include solid rock "hard" maple frames with double-doweled and glued construction, open backs for ease of cleaning and high-density HR foam seats with a slight recline-pitched flexible seat suspension for greater back comfort. All product is CA 117 compliant and can be ordered to also meet the special requirements of CA 133. Special feature options include:

- Gang-able beam-supported or freestanding chairs, benches and tables.
- Expanded seat widths for ADA compliance.
- Upholstered, or urethane-coated arm caps.
- Field-removable/replaceable seat and back covers.
- Wide collection of state of the art specialty healthcare textile and vinyl coverings.
- A large variety of standard and custom-matched wood and polyurethane finishes.
- Panel upholstered insert arms.

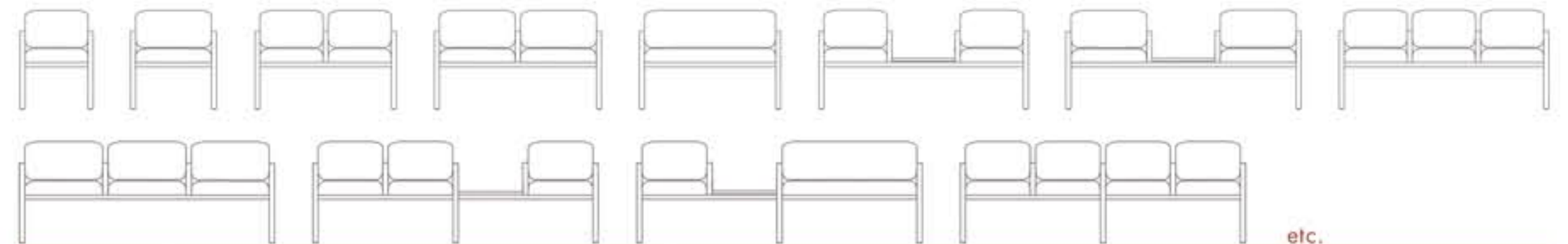
Please refer to the Vista^{medical} Multiple Seating price list for details and specifications.

Coordinates and Configurations

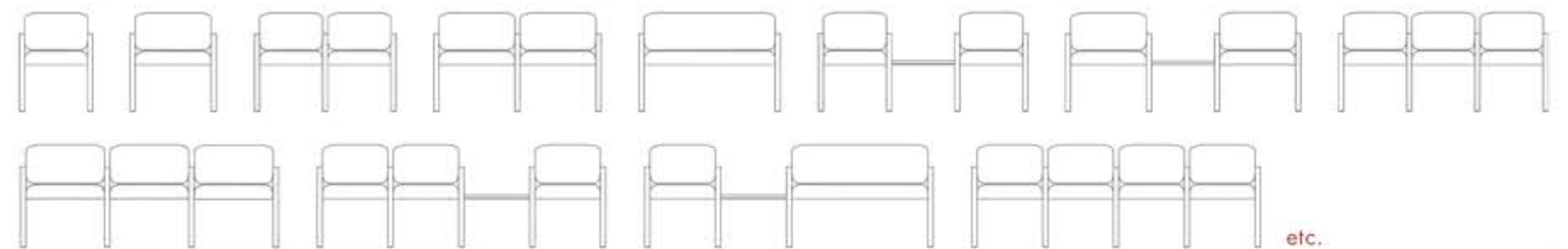
Arm Styles



Beam-Supported



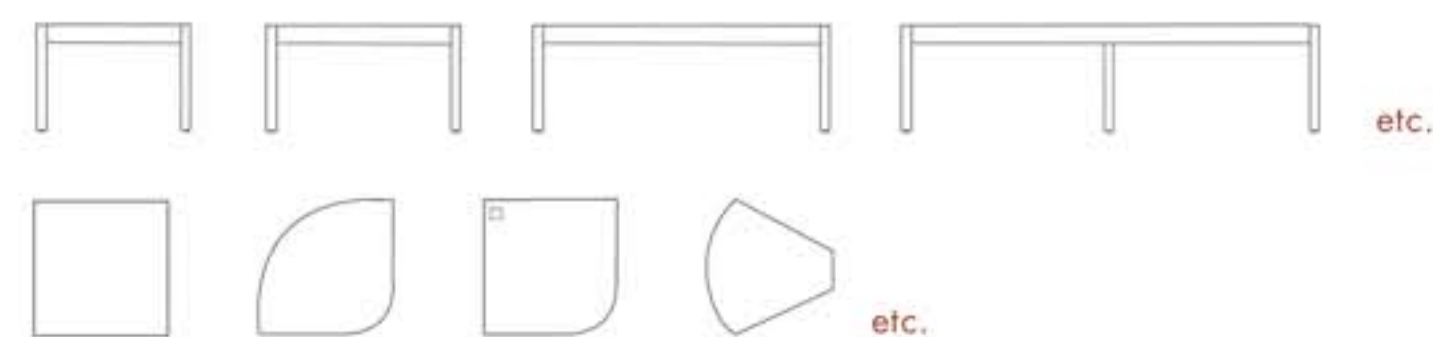
Tandem



Benches



Tables



Executive Office Concepts • Elements of Care

vista^{medical}_{TM} multiples



Beam-supported two seat unit with love seat.



Two person bench.



Beam-supported three seat unit.



Tandem seating with optional panel arm inserts and attached tables.



Hip Stool-Large Capacity



Arm Chair-Large Capacity

Vista offers an endless collection of seating, table, bench and storage/display choices in both beam-supported and tandem arrangements. Options include a choice of arm styles, seat widths, table arrangements and solid maple hardwood finishes. Vista's extra strong frame construction supports extra weight loads and address heavy traffic and high abuse issues.

Dimensions:
Overall: 31.5H, 23D Seats: 19 x 24W



Beam-supported four seat unit flanked by planter and storage cubicles.