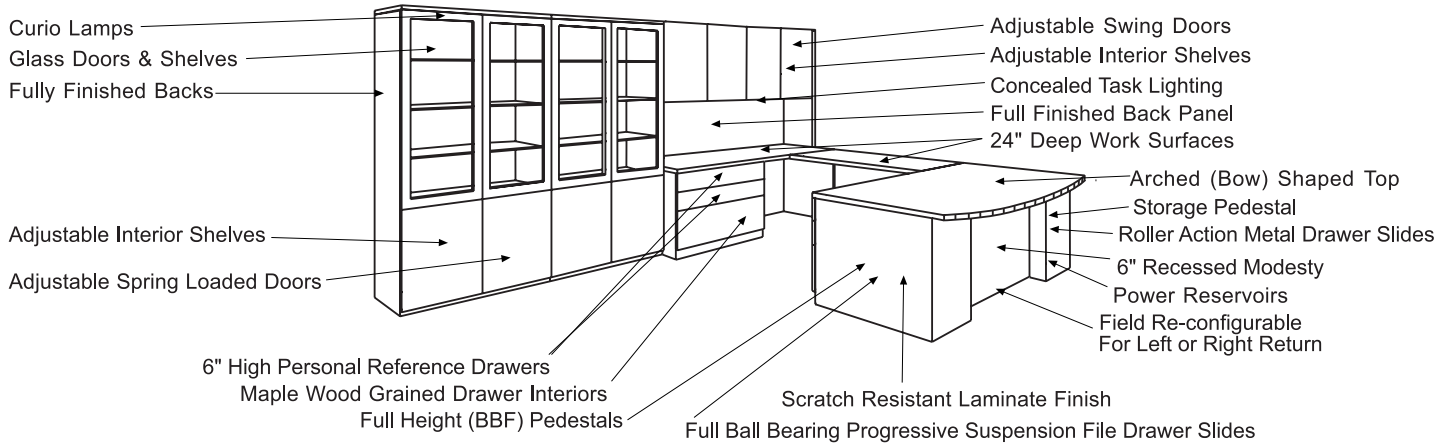


Camaron

NOTICEABLE DIFFERENCES

The quality construction features illustrated below underline the noticeable differences the Camaron collection brings into play. Here is quality modular casegoods construction at affordable prices. Furniture for today's flexible workplace that works both with you and for you!



FINISH INFORMATION

The Camaron modular casegoods collection is available in a choice of wood grain or solid color laminate finishes, or a combination of both. Cabinetry, panels and work surfaces are finished on all sides, allowing for endless configuration possibilities.

These select quality laminate finishes have a crystal clear grain and color appearance and meet or exceed the NEMA 1995-GP28 performance standards for thermoset decorative panels. They are highly resistant to scratching, stains, abrasion, cracking, heat, light, moisture, delamination and impact.

All work surfaces and leg panels have thick protective PVC edge banding in a matching finish. The banding has a soft 1/8"

radius edge and is designed to guard against furniture scrapes and/or impact. It can also be specified in a contrasting finish (inquire).

Pedestals, files and cabinets can be specified with wood grained door and drawer fronts on solid color cabinets. Wood grain patterns run lengthwise on all work surfaces and cabinet tops as well as hutch and modesty panels over 48" in width. The wood grain runs vertical on all other cabinetry, legs and panels.

Non-wooden components such as drawer pulls, metal cylinder bases, center drawers, keyboard trays, organizers, casters, locking mechanisms, grommets, power centers, task lamps and metal hardware are standard in a satin black finish.

STANDARD FINISHES

WOOD GRAIN FINISHES

- #57 Honey Cherry
- 60 Walnut
- 61 Victorian Cherry
- 63 Natural Maple
- 66 Mahogany
- 70 Pearwood

SOLID COLOR FINISHES

- #14 Black
- 44 Haze
- 48 Fashion Grey
- 58 Charcoal

Drawer Pull Options

HPB Black Hood Drawer Pulls Standard Unless Otherwise Specified
(For optional pulls add \$12.00 list per drawer)



HPB Black Hood




APB Black Arc



HPC Silver Hood



APC Silver Arc



Camaron

Meet Camaron... a distinctive collection of pedestal based modular furniture systems at affordable prices.

Here is EOC factory pre-assembled and inspected furniture that eliminates worries and guesswork about cabinet fittings, finish matches and missing hardware.

Crystal clear, hard wearing laminate finishes in both wood grain and solid colors. Grain matching durable PVC edges, maple grained drawer interiors and lifetime guaranteed drawer slides keep Camaron looking newer longer.

Options include a choice of drawer pulls, lighting, power, tack panels, organizers, center and keyboard drawers and grommets.

This collection employs materials containing extremely low volatile organic compounds to reduce toxic emissions. Even carton and plastic packaging materials have been reduced, thanks to EOC's nationwide blanket wrapped delivery program.

This feature loaded collection has EOC's quality American made construction features and finishes and carries a full ten year warranty.

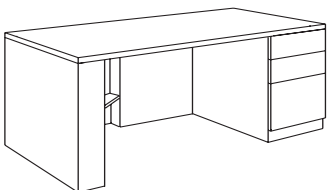
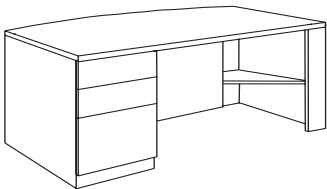
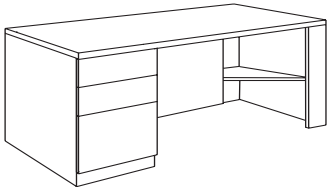
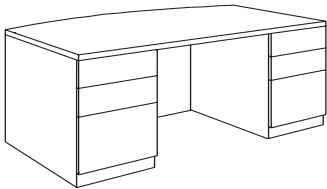
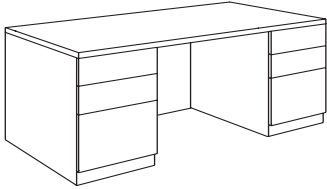
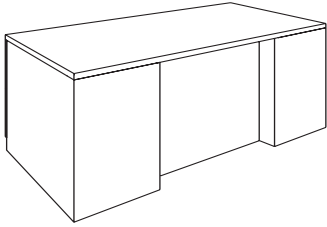


Executive Office Concepts • InnerLink • Elements of Care

Camaron

DOUBLE & SINGLE PEDESTAL DESKS

The configurations shown below are shipped fully assembled, unless specified otherwise. All desks have a balanced double pedestal appearance from the approach side (see diagram at left) with a 6" recessed modesty panel. Returns have full height modesty panels and power grommets.

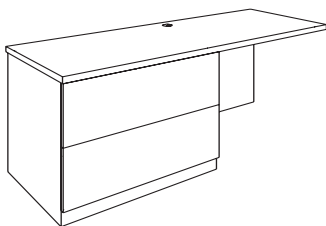
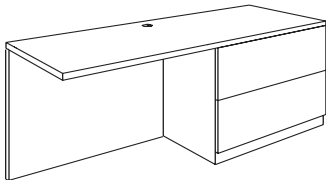
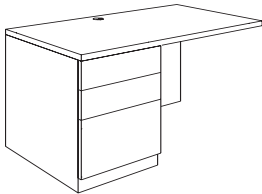
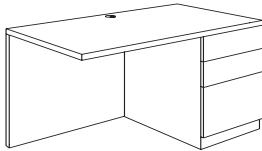
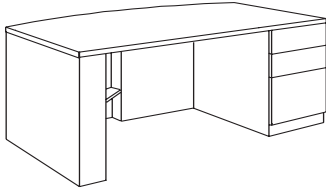
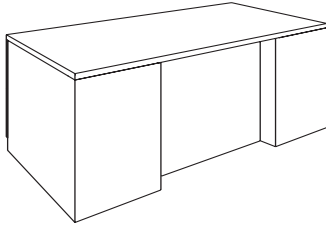


Description	Model	Dimensions			List Prices	Uncartoned Wgt.	Cubes
		D	W	H			
Double Pedestal Desk. 2 box, 1 file drawer in each pedestal. Pedestals are full depth (30" or 36") and include locking system. 6" recessed modesty panel.	C-60A	30	60	29	1857	273	36
	C-66A	30	66	29	1901	284	39
	C-72A	36	72	29	1984	320	51
	C-84A*	36	84	29	2122	356	58
Same w/Arched Top. 2 box, 1 file drawer in each pedestal. Pedestals are full depth (30" or 36") and include locking system. 6" recessed modesty panel. 36" arched (bowed) top front tapers to 30" ends.	C-60AA	36	60	29	1985	263	36
	C-66AA	36	66	29	2030	274	39
	C-72AA	36	72	29	2128	310	51
	C-84AA*	36	84	29	2251	342	58
Single Pedestal Desk. 2 box, 1 file drawer in left pedestal. Storage shelf pedestal on right. Desk has double pedestal appearance from front. 6" recessed modesty panel.	C-66FR	30	66	29	1687	284	39
	C-72FR	36	72	29	1785	320	51
Same With Arched Top. 2 box, 1 file drawer in left pedestal. Storage shelf pedestal on right. Desk has double pedestal appearance from front. 6" recessed modesty panel. 36" arched (bowed) top front tapers to 30" ends.	C-66FAR	36	66	29	1816	284	39
	C-72FAR	36	72	29	1913	320	51
Single Pedestal Desk. 2 box, 1 file drawer in right pedestal. Storage shelf pedestal on left. Desk has double pedestal appearance from front. 6" recessed modesty panel.	C-66FL	30	66	29	1687	284	39
	C-72FL	36	72	29	1785	320	51

Camaron

SINGLE PEDESTAL DESKS AND RETURNS

The configurations shown below are shipped fully assembled, unless specified otherwise. All desks have a balanced double pedestal appearance from the approach side (see diagram at left) with a 6" recessed modesty panel. Returns have full height modesty panels and power grommets.



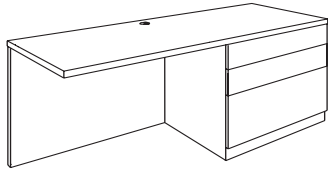
Description	Model	Dimensions			List Prices	Uncartoned Wgt.	Cubes
		D	W	H			
Single Pedestal Desk with Arched Top. 2 box, 1 file drawer in right pedestal. Storage shelf pedestal on left. Desk has double pedestal appearance from front. 6" recessed modesty. 36" arched top front tapers to 30" ends.	C-66FAL	36	66	29	1816	284	39
	C-72FAL	36	72	29	1913	320	51
Right Pedestal Return. 2 box, 1 file pedestal on right for left pedestal desk. Full height modesty panel and desk attachment. Can be field converted for left side return. Includes grommet.	C-42RR	24	42	29	1138	136	21
	C-48RR	24	48	29	1174	145	23
	C-54RR	24	54	29	1208	154	25
	C-60RR	24	60	29	1241	163	27
Left Pedestal Return. 2 box, 1 file pedestal on left for right pedestal desk. Full height modesty panel and desk attachment. Can be field converted for right side return. Includes grommet.	C-42RL	24	42	29	1138	136	21
	C-48RL	24	48	29	1174	145	23
	C-54RL	24	54	29	1208	154	25
	C-60RL	24	60	29	1241	163	27
Right Lateral File Return. 2 drawer lateral file on right for left pedestal desk. Full height modesty panel and desk attachment. Can be field converted for left side return. Includes grommet.	C-48SR	24	48	29	1388	165	23
	C-54SR	24	54	29	1423	174	25
	C-60SR	24	60	29	1456	183	27
	Lateral File	24	30	29*			
Left Lateral File Return. 2 drawer lateral file on left for right pedestal desk. Full height modesty panel and desk attachment. Can be field converted for right side return. Includes grommet.	C-48SL	24	48	29	1388	165	23
	C-54SL	24	54	29	1423	174	25
	C-60SL	24	60	29	1456	183	27
	Lateral File	24	30	29*			

Locks: For full pedestal locking mechanism on returns add \$84 list and "-L" to model number.

Camaron

MODULAR DESK RETURNS

The configurations shown below are shipped fully assembled, unless specified otherwise. All returns include full height modesty panels in the knee well space. They can be reconfigured for either right or left side returns. Returns have full height modesty panel and power grommet.



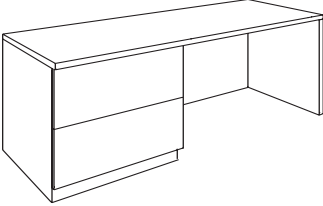
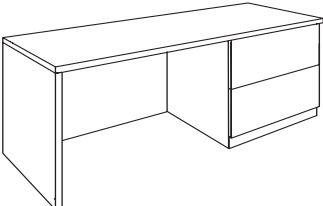
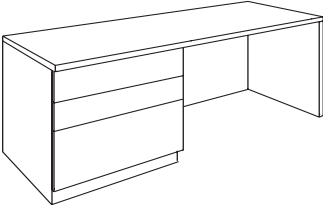
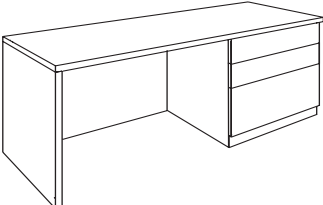
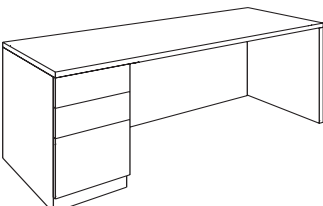
Description	Model	Dimensions			List Prices	Uncartoned Wgt.	Cubes
		D	W	H			
Right 30"W Pedestal Return. 2 box/1 file lateral on right for left pedestal desk. Full height modesty panel and desk attachment. Can be field converted for left side return. Includes grommet.	C-48SRR	24	48	29	1535	169	23
	C-54SRR	24	54	29	1570	178	25
	C-60SRR	24	60	29	1604	187	27
	30" Pedestal	24	30	29*			
Left 30"W Pedestal Return. 2 box/1 file lateral on left for right pedestal desk. Full height modesty panel and desk attachment. Can be field converted for right side return. Includes grommet.	C-48SRL	24	48	29	1535	169	23
	C-54SRL	24	54	29	1570	178	25
	C-60SRL	24	60	29	1604	187	27
	30" Pedestal	24	30	29*			
Right Panel Return. Panel leg return with full height modesty panel. Fits right side of single pedestal desk. Includes grommet.	C-30AR	24	30	29	642	65	17
	C-36AR	24	36	29	676	74	19
	C-42AR	24	42	29	710	83	21
	C-48AR	24	48	29	746	92	23
Left Panel Return. Panel leg return with full height modesty panel. Fits left side of single pedestal desk. Includes grommet.	C-30AL	24	30	29	642	65	17
	C-36AL	24	36	29	676	74	19
	C-42AL	24	42	29	710	83	21
	C-48AL	24	48	29	746	92	23
Return Bridge. Side return for "U" shaped modular desks. Reversible for right or left side applications. Includes full height modesty panel and attachments. Includes grommet.	C-42B	24	42	29	479	61	15
	C-48B	24	48	29	514	70	17

Locks: For full pedestal locking mechanism add \$84 list and "-L" to model number.

Camaron

CREDENZAS AND BACK UNITS

The configurations shown below are shipped fully assembled, unless specified otherwise. All credenzas include full height modesty panels in the knee well space. They can be field reconfigured for right or left side return arrangements.

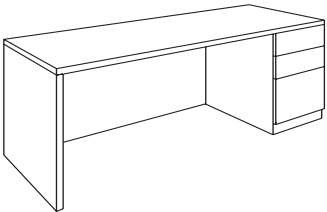
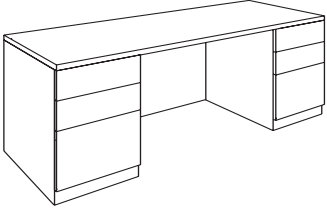
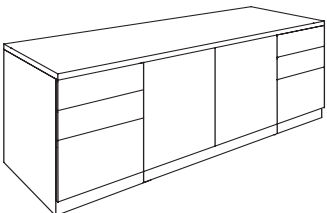
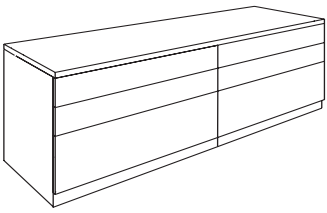
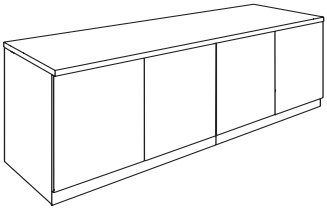
Description	Model	Dimensions			List Prices	Uncartoned Wgt.	Cubes
		D	W	H			
 <p>Credenza/Back Unit. Includes 30"W lateral file on left with knee hole/return space on right (for left rtn. "U" unit). 24" deep work surface, full height modesty panel and panel end leg.</p>	C-66SOC	24	66	29	1712	214	32
	C-72SOC	24	72	29	1746	223	35
	Lateral	24	30	29*	*Height includes top		
 <p>Credenza/Back Unit. Includes 30"W lateral file on right with knee hole/return space on left (for right rtn. "U" unit). 24" deep work surface, full height modesty panel and panel end leg.</p>	C-66OSC	24	66	29	1712	214	32
	C-72OSC	24	72	29	1746	223	35
	Lateral	24	30	29*	*Height includes top		
 <p>Credenza/Back Unit. Includes 30"W 2 box/1 file pedestal on left with knee hole/return space on right (for left return "U" unit). 24" deep work surface, full height modesty panel and panel end leg.</p>	C-66SROC	24	66	29	1858	218	32
	C-72SROC	24	72	29	1893	227	35
	Lateral	24	30	29*	*Height includes top		
 <p>Credenza/Back Unit. Includes 30"W 2 box/1 file pedestal on right with knee hole/return space on left (for right return "U" unit). 24" deep work surface, full height modesty panel and panel end leg.</p>	C-66OSRC	24	66	29	1858	218	32
	C-72OSRC	24	72	29	1893	227	35
	Lateral	24	30	29*	*Height includes top		
 <p>Credenza/Back Unit. Includes 2 box/1 file pedestal on left with knee hole/return space on right (for left return "U" unit). 24" deep work surface, full height modesty panel and panel end leg.</p>	C-66ROC	24	66	29	1498	198	32
	C-72ROC	24	72	29*	1530	207	35
	*Height includes top						

Locks: For full pedestal locking mechanism add \$84 list and "-L" to model number.

Camaron

CREDENZAS AND BACK UNITS

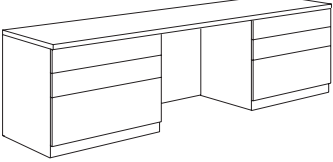
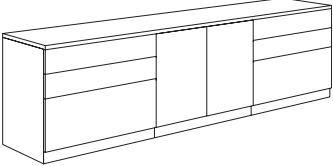
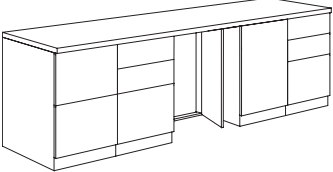
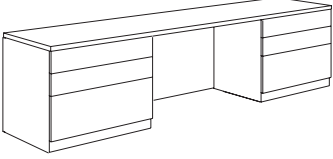
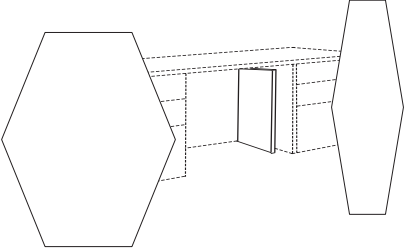
The configurations shown below are shipped fully assembled, unless specified otherwise. All credenzas include full height modesty panels in the knee well space. They can be field reconfigured for right or left side return arrangements.

Description	Model	Dimensions			List Prices	Uncartoned Wgt.	Cubes
		D	W	H			
 <p>Credenza/Back Unit. Includes 2 box/1 file pedestal on right with knee hole/return space on left (for left return "U" unit). 24" deep work surface, full height modesty panel and panel end leg.</p>	C-66ORC	24	66	29	1498	198	32
	C-72ORC	24	72	29	1530	207	35
 <p>Credenza. 2 box/1 file pedestal on each side of center knee hole with full height modesty panel.</p>	C-60RORC	24	60	29	1816	244	29
	C-66RORC	24	66	29	1850	253	32
	C-72RORC	24	72	29	1883	262	35
 <p>Credenza. 2 box/1 file pedestal on each side of a double swing door cupboard with one adjustable shelf.</p>	C-62RXRC	24	62	29	2326	269	30
	C-68RXRC	24	68	29	2403	277	32
 <p>Credenza. Two 36"W pedestals with 2 box/1 file drawer in each with full locking mechanism.</p> <p>Same. Two 36"W pedestals with two lateral file drawers in each with full locking mechanism.</p>	C-722SRC	24	72	29	2716	296	35
	C-722SC	24	72	29	2420	286	35
 <p>Credenza. Two 36"W double swing door pedestals with adjustable shelves.</p>	C-722NDC	24	72	29	2138	256	35

Locks: For full pedestal locking mechanism add \$84 list and "-L" to model number.

Camaron

CREDENZA EXAMPLES



Description	Model	Dimensions			List Prices	Uncartoned Wgt.	Cubes
		D	W	H			
 <p>Knee Hole Credenza. Two 36" wide pedestals on each side of an open knee hole space. Total of 4 box and 2 lateral file drawers. Center modesty panel.</p>	C-96RORC	24	96	29	3187	368	46
	C-108RORC	24	108	29	3303	388	51
 <p>Credenza. Two 36" wide pedestals on each side of a 36"W swing door bookcase with an adjustable center shelf. Total of 4 box and 2 lateral file drawers.</p>	C-108RDRC	24	108	29	4066	468	51
	Swing Door Lock.	Add -L	-	-	-	84	-
 <p>96" Knee Hole Credenza. 4 box, 4 file drawers with a 16" wide media cabinet and a 32" wide open knee hole space.</p>	C-96SRODRC	24	96	29	3347	426	51
	Bow Front Credenza Top.	-CF	Add		405	5	3
	Wall Access Panel.	-SP	Add		248	N/C	N/C
 <p>120" Open Credenza. Two 36" wide peds on each side of a 48" wide knee hole space with full ht. modesty. Four 36" wide box and two lateral file drawers. Suitable for wing unit connections.</p>	C-120RORC	24	120	29	3429	463	62
	Wall Access Panel.	-SP			248	N/C	N/C
 <p>Swing door in the knee hole for wall access.</p>							

ACD center drawer. Add \$129 list.

Lock systems are included on all 30" and 36" wide drawer pedestals. Add \$84 list and specify on others.

Camaron

77" HIGH CREDENZA EXAMPLES



Description	Model	Dimensions			List Prices	Uncartoned Wgt.	Cubes
		D	H	W			
Knee Hole Credenza. Two box, 1 file drawer on each side of a 40 kneehole space w/modesty. Two 18" wide tower cabinets with bridge.	C72RORDC	24	77	72	4645	573	60
Same w/glass doors on towers (as shown).	C72RORGC	24	77	72	5347	573	60
Curio Lamps (2) - installed.	2-CL				149	3	-
Credenza Station. Two 2 box, 1 file drawer 36" wide pedestal cabinets with two 36"W dbl. door tower storage cabinets.	C72RRDC	24	77	72	5974	620	78
Same w/glass doors on towers (as shown).	C72RRGC	24	77	72	7426	620	78
Double Curio Lamps (2) - installed.	2-CDL				238	6	-
Credenza Station. Two 36"W 2 box 1 file peds on each side of an open knee hole space. 2-36"W tower cabinets with 36" bridge.	C108RORDC	24	77	108	6717	706	107
Same w/glass doors on towers (as shown).	C108RORGC	24	77	108	8173	706	107
Double Curio Lamps (2) - installed.	2-CDL				238	6	-
Credenza Station. Two 36"W 2 box 1 file peds on ea side of a swing door cabinet. 2-36"W tower cabinets with 36" bridge.	C108RDRDC	24	77	108	8010	786	107
Same w/glass doors on towers (as shown).	C108RDRGC	24	77	108	9462	786	107
Double Curio Lamps (2) - installed.	2-CDL				238	6	-

SP Swing door wall access panel. \$248 list.




Lock systems are included on all 36" wide drawer pedestals. Add \$84 list and specify on others.

Lighting, power and keyboard drawer options are listed in the accessory section (page 13).

Curio Lamp prices include cord grommet in back panel.

Camaron

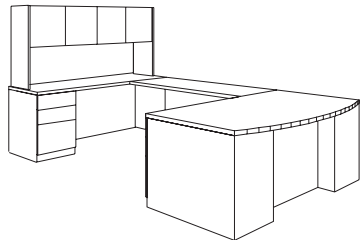
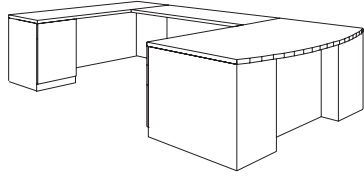
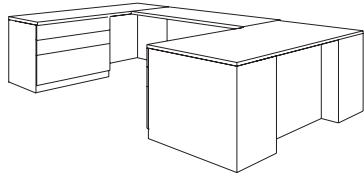
77" HIGH WORK STATION EXAMPLES

Description	Model	Dimensions			List Prices	Uncartoned Wgt.	Cubes
		D	H	W			
 <p>77" H x 108" Work Station. C108MDFL 16 cubic feet of overhead storage space. 30"D desk ped. w/72" x 36" bow top & 2 shelf bkcse. 24" x 72" return w/36"W file w/2 - 6"H dwrs.</p> <p>Same - Right return. C108MDFR</p>	72	77	108	6046	721	119	
 <p>77" H x 108" Work Station. C108MGFL Same as above only with glass door 36"W showcase.</p> <p>Same - Right return C108MGFR</p> <p>Double Curio Lamp - installed. -CDL</p>	72	77	108	6773	721	119	
				119	6	-	
 <p>77" H x 144" Work Station. C144MRPWL Two 36"W dbl. door cabinets for wardrobe & storage. Three 36"W lateral drawers & two 36"W box drawers. 72" wall mounted overhead cabinet. 24" x 72" rectangular & 36" x 72" capsule work surface with 4" dia. cylinder base.</p> <p>Capsule Top</p> <p><i>For reverse layout (right return) substitute letter "R" for "L".</i></p>	24	77	144	8291	944	152	

See accessories for lighting, power distribution, tack panels, locks and organizers.
All main desks are equipped with a sloped double shelf storage unit on the return side.
ACD center drawer. Add \$129 list.
AKD keyboard tray. Add \$135 list.
Curio Lamp prices include cord grommet in back panel.

Camaron

“U” UNIT DESK EXAMPLES



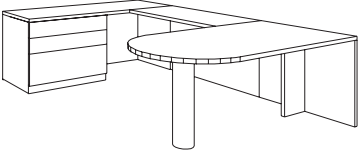
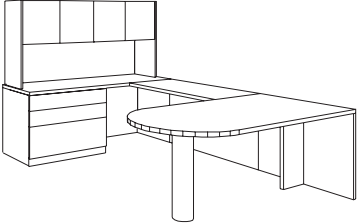


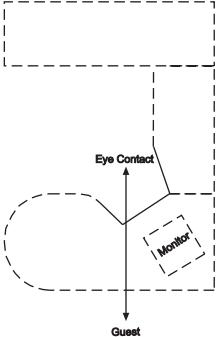
Description	Model	Dimensions			List Prices	Uncartoned Wgt.	Cubes
		D	H	W			
Rectangular U Unit. 2 box 1 file & shelf unit in either 30" x 66 or 36" x 72" desk. 2 box file 30" wide ped. in credenza.	C66UL	108	29	66	4060	557	88
	C72UL	108	29	72	4190	602	103
	Return	24	29	48			
Same - Right return.	<i>Substitute "R" for "L".</i>						
Bow Top U Unit. 2 box 1 file in desk. 48"L return, swing door cabinet w/adjustable shelf unit in credenza.	C184UL				4148	637	116
	Desk	36	29	84			
	Return	24	29	48			
	Credenza	24	29	84			
	Total	108	29	84			
Same - Right return.	C184UR						
Bow Top U Unit. 2 box 1 file in desk and credenza. 48" L return, 2 box 1 file pedestal in back unit w/70"W hutch.	C184USDL				5667	837	145
	Desk	36	29	72			
	Return	24	29	48			
	Credenza	24	77	72			
	Total	108	77	72			
Same - Right return.	C184USDR						
48" Task Lamp - installed.	L-4				296	9	2

All main desks are equipped with a sloped double shelf storage unit on the return side.
 All return and credenza units have full height modesty panels.
 ACD center drawer. Add \$129 list.
 AKD keyboard tray. Add \$135 list.
 Task Lamp prices include cord grommet in back panel.

STANDARD FINISHES	
WOOD GRAIN FINISHES	SOLID COLOR FINISHES
#57 Honey Cherry	#14 Black
60 Walnut	44 Haze
61 Victorian Cherry	48 Fashion Grey
63 Natural Maple	58 Charcoal
66 Mahogany	
70 Pearwood	

Camaron

“U” UNIT STATION EXAMPLES

Description	Model	Dimensions			List Prices	Uncartoned Wgt.	Cubes
		D	H	W			
 <p>Capsule Top U Unit. Left return w/30" wide 2 box 1 file ped. In back unit. 4" dia. cylinder base. All returns and credenza unit have full height modesty panel.</p>	C72UBL				3824	437	73
	Desk	36	29	72			
Return	24	29	48				
Credenza	24	29	72				
Total	108	29	72				
Same - Right return.	C72UBR						
 <p>Capsule Top U Station. 2 box 1 file ped. & modesty in back unit with 70"W hutch. 4" dia. cylinder base. All returns and credenza unit have full height modesty panel.</p>	C72URDL				5533	695	105
	Desk	36	29	72			
Return	24	29	48				
Credenza	24	77	72				
Total	108	77	72				
Same - Right return.	C72URDR						
 <p>48" Task Lamp - installed.</p>	L-4				296	9	2
 <p>Capsule Top U Station. Two 18"W tower cabinets w/36" bridge on back. 2 box 1 file ped. in back unit. 4" dia. cylinder base. Side return and credenza unit have full height modesty panel.</p>	C72URGL				7292	695	105
	Desk	36	29	72			
Return	24	29	48				
Credenza	24	77	72				
Total	108	77	72				
Same - Right return.	C72URGR						
Curio Lamps (2) - installed.	2-CL				149	6	-
 <p>Angled Shaped Tops. Provides angled desk and return top shapes for positioning computer monitor for eye to eye contact with seated guests.</p>	<i>Add: "-E"</i> <i>For 36" x 72" Tops.</i>				520	n/c	n/c

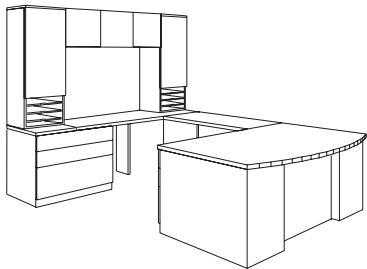
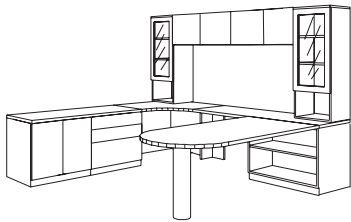
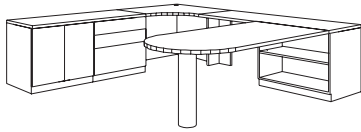
ACD center drawer. Add \$129 list.

AKD keyboard tray. Add \$135 list.

Task and Curio Lamp prices include cord grommet in back panel.

Camaron

“U” UNIT STATION EXAMPLES



Description	Model	Dimensions			List Prices	Uncartoned Wgt.	Cubes
		D	H	W			
Capsule Top U Unit. Left return w/30"W cabinets in side and back unit and 36"W computer corner unit.	C96UDBAL				5257	664	96
	Front Unit	30	29	60			
	Return	24	29	72			
	Back unit	24	29	96			
	Total	108	29	96			
Same - Right return.	C96UDBAR						
Capsule Top U Station. Same as above only with glass swing door tower storage cabinets on each end of return or back unit.	C96UABGL				9217	969	135
	Front Unit	36	29	72			
	Return	24	29	72			
	Back Unit	24	77	96			
	Total	108	77	96			
Same - Right return.	C96UABGR						
Curio Lamps (2) - installed.	2-CL				149	6	-
Angled Top U Station. 2 box 1 file and tapered shelf pedestal in 36" x 72" arched (bowed) top desk. 24" x 42" bridge and 24" x 90" back unit with modesty leg support and 30" W 2 box, file pedestal and panel end leg. Overstorage units include two 18"W swing door stack-on cabinets with organizers and a 54" W swing door overhead cabinet.	CW90USDL				7851	955	141
	Front Unit	36	29	72			
	Return	24	29	72			
	Back Unit	24	77	96			
	Total	90	77	96			
Same - Right return.	CW90USDR						

Drawer and Reference Shelf Options:

ACD center drawer. Add \$129 list.

AKD keyboard tray. Add \$135 list.

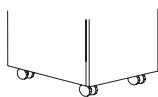
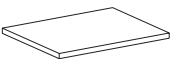
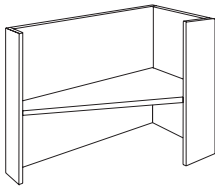
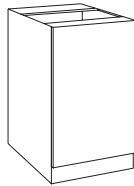
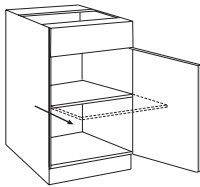
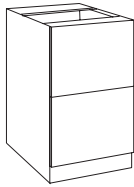
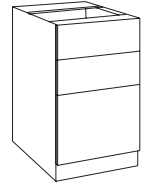
Curio Lamp prices include cord grommet in back panel.

Camaron

PEDESTALS

PEDESTAL PRICES INCLUDE:

- * Finished Sides and Backs
- * Full Ball-Bearing Progressive Suspension Drawer Slides
- * Combination Letter/Legal Size File Folder Frame
- * Central Locking System



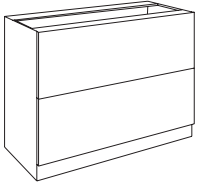
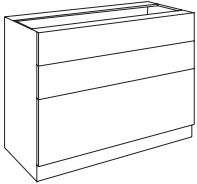
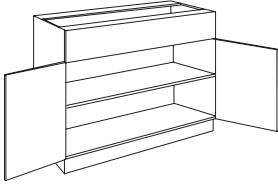
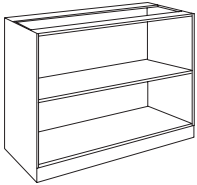
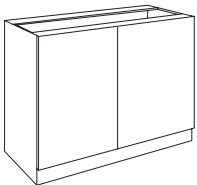
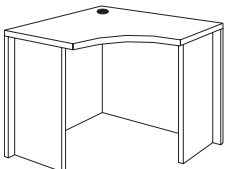
Description	Model	Dimensions			List Prices	Uncartoned Wgt.	Cubes
		D	H	W			
Two Box and File Drawer Pedestal. Includes locking system and file folder frame.	C24RPL	23.5	27	16	688	80	9
	C30RPL	29.5	27	16	763	88	11
<i>For 4 box drawers instead of file drawer, substitute "W" for "R" in model number. Same price.</i>							
Two File Drawer Pedestal. Includes locking system and file folder frames.	C24SPL	23.5	27	16	688	80	9
	C30SPL	29.5	27	16	763	88	11
Box Drawer/Swing Door Pedestal. Includes roll out shelf.	C25MNR	23.5	27	16	779	67	8
<i>For left swing door, substitute "L" for "R".</i>							
CPU/Storage Pedestal. Includes right swing door, finished back and power port hole.	CS-25CN	23.5	27	12	536	57	6
Adjustable Center Shelf.	-S				55	5	-
Tapered Shelf Pedestal. Replaces panel end on single pedestal and modular desks. A fixed shelf tapers from 17" to 5" depth to provide leg room for return. For right side substitute "R" for "L".	C24GL	23.5	27	6/16	567	60	8
	C30GL	29.5	27	6/16	673	64	10
Finished Top. Factory installed. Add "-B" to pedestal model number.	-B	24	1.1	12	193	14	1
	-B	24	1.1	16	199	16	1.1
	-B	30	1.1	16	237	19	1.4
Caster Base Option. Factory installed. Adds 1" to pedestal height.	-C	-	-	-	122	6	1

Camaron

PEDESTALS AND CABINETS

PEDESTAL PRICES INCLUDE:

- * Finished Sides and Back
- * Full Ball-Bearing Progressive Suspension File Drawer Slides
- * 23.5" Deep Cabinet
- * Combination Letter/Legal Size File Folder Frames
- * Central Locking System

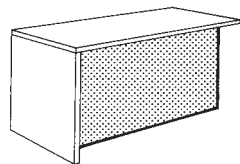
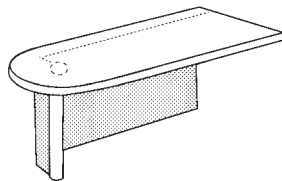
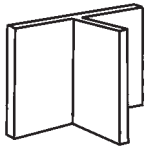
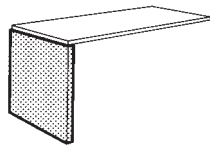
Description	Model	Dimensions			List Prices	Uncartoned Wgt.	Cubes
		D	H	W			
 <p>Two File Drawer Pedestal. With central locking mechanism.</p>	CS30LFL	23.5	27	30	958	85	11
	CS36LFL	23.5	27	36	1038	89	13
 <p>Two Box and File Drawer Pedestal. With central locking mechanism.</p>	CR30LFL	23.5	27	30	1099	88	11
	CR36LFL	23.5	27	36	1182	92	13
 <p>Drawer and Cabinet Pedestal. Includes adjustable shelf and 2 swing doors with lock.</p>	C3024MRL	23.5	27	30	1084	75	11
	C3624MRL	23.5	27	36	1159	79	13
 <p>Open Shelf Cabinet. With 1 roll out shelf.</p>	C3024N	23	27	30	821	51	11
	C3624N	23	27	36	891	55	13
 <p>Double Door Cabinet. With two hinged doors and one adjustable shelf.</p>	C3024MD	23.5	27	30	883	66	11
	C3624MD	23.5	27	36	960	70	13
<p>Lock and Keys.</p>				Add -L	87	-	-
<p>Roll Out Shelf Option (substitute "N" for "M").</p>				Add -L	81	-	-
 <p>Corner Unit. 29"H unit. Attaches to 24" deep work surfaces. Includes power grommet.</p>	A-3636CF	36	29	36	809	98	26
	A-4242CF	42	29	42	959	113	35

Camaron

SUPPORT ELEMENTS

Support Element Prices Include:

- * All Attachment Hardware
- * Fully Finished On All Sides
- * Adjustable Leveling Glides



Description	Model	Dimensions		List Prices	Uncartoned Wgt.	Cubes
		Size				
Metal Cylinder Base. Black finish.	SBM	4" diameter		170	11	2.5
Same - Silver finish.	SBMC	4" diameter		196	11	2.5
Panel Leg Support. For use with 29"H work surface. *Note: For 27"H surface add suffix "T".	C-9A	9" x 27"		166	14	1.1
	C-15A	15" x 27"		187	18	1.7
	C-18A	18" x 27"		211	20	2.0
	C-24A	24" x 27"		267	22	2.6
	C-30A	30" x 27"		312	25	3.2
	C-36A	36" x 27"		353	30	3.8
T-Shaped Panel Leg. Provides more stability on freestanding surfaces.	CT-20A	20" x 27" x 12"		349	27	4.7
	CT-24A	24" x 27" x 12"		409	31	6.1
	CT-30A	30" x 27" x 12"		479	34	7.5
	CT-36A	36" x 27" x 12"		543	37	9.0
"L" Modesty Panel. Steps modesty panel back from centered position for more leg room.	CS60A	60" x 27.5" x 12"		417	53	6.0
	CS66A	66" x 27.5" x 12"		449	58	6.8
	CS72A	72" x 27.5" x 12"		469	63	7.4
	CS84A	84" x 27.5" x 12"		520	73	8.6
Modesty Panel. For use with work surfaces, pedestals, and support panels. Finished ends and back.	CP30A	30" x 27"		213	19	3.2
	CP36A	36" x 27"		228	23	3.8
	CP42A	42" x 27"		244	27	4.4
	CP48A	48" x 27"		260	31	5.0
	CP60A	60" x 27"		291	39	6.2
	CP72A	72" x 27"		324	47	7.5
	CP84A	84" x 27"		349	55	8.7
	CP96A	96" x 27"		373	63	10.0

Note: For trim to fit sizes on tops and modesty panels, use larger size price and clearly specify.

STANDARD FINISHES

WOOD GRAIN FINISHES

#57 Honey Cherry
60 Walnut
61 Victorian Cherry
63 Natural Maple
66 Mahogany
70 Pearwood

SOLID COLOR FINISHES

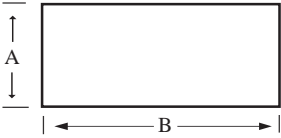
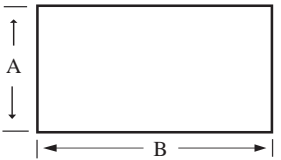
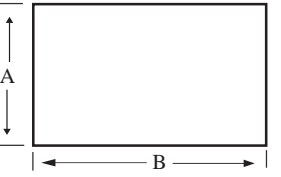
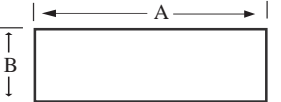
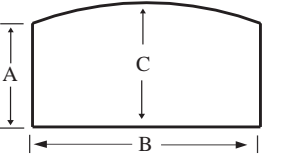
#14 Black
44 Haze
48 Fashion Grey
58 Charcoal

Camaron

WORK SURFACES

Surfaces are 1-1/8" thick solid wood core in a choice of wood grained or solid color laminate finishes (see finish options). Angled and P shaped surfaces are finished on both sides for right or left side application. All edges have a matching 3mm thick protective PVC banding. Recommended maximum unsupported work surface span is 42".

Dimensions

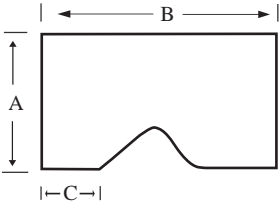
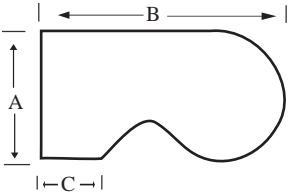
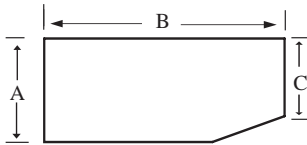
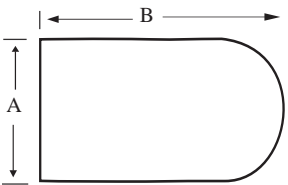
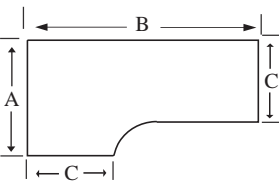
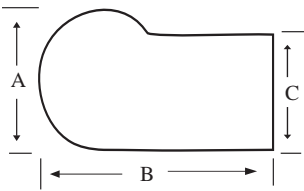
Description	Model	A	B	C	List Prices	Uncartoned Wgt.	Cubes
 Rectangular Work Surface. 24" Deep.	C3024AW	24	30	-	255	24	2.6
	C3624AW	24	36	-	262	28	3.0
	C4224AW	24	42	-	279	32	3.4
	C4824AW	24	48	-	289	37	3.8
	C5424AW	24	54	-	310	42	4.2
	C6024AW	24	60	-	328	47	4.6
	C6624AW	24	66	-	358	51	5.0
	C7224AW	24	72	-	375	56	5.4
	C8424AW	24	84	-	427	65	6.2
	C9624AW	24	96	-	513	75	7.0
 Rectangular Work Surface. 30" Deep.	C3030AW	30	30	-	273	29	3.2
	C3630AW	30	36	-	279	35	3.7
	C4230AW	30	42	-	300	41	4.3
	C4830AW	30	48	-	320	47	4.9
	C5430AW	30	54	-	340	53	5.5
	C6030AW	30	60	-	373	59	6.1
	C6630AW	30	66	-	393	65	6.7
	C7230AW	30	72	-	409	71	7.3
	C8430AW	30	84	-	442	83	8.5
	 Rectangular Work Surface. 36" Deep.	C4836AW	36	48	-	363	56
C6036AW		36	60	-	427	70	7.3
C6636AW		36	66	-	458	77	8.0
C7236AW		36	72	-	489	84	8.7
C8436AW		36	84	-	554	98	10.1
 Rectangular Counter Top. 15" Deep.	C3015ATS	30	15	-	294	25	2.6
	C3615ATS	36	15	-	307	29	3.0
	C4215ATS	42	15	-	324	34	3.4
	C4815ATS	48	15	-	341	39	3.8
 Arched Front Work Surface. 36" deep center tapering to 30" deep ends.	C6636WSA	30	66	36	588	92	8.0
	C7236WSA	30	72	36	619	103	8.7
	C8436WSA	30	84	36	681	125	10.1

Camaron

WORK SURFACES

Surfaces are 1-1/8" thick solid wood core in a choice of wood grained or solid color laminate finishes (see finish options). Angled and P shaped surfaces are finished on both sides for right or left side application. All edges have a matching 3mm thick protective PVC banding. Recommended maximum unsupported work surface span is 42".

Dimensions

	Description	Model	A	B	C	List Prices	Uncartoned Wgt.	Cubes
	Angled Computer Work Surface. Permits accessing computer facing client.	C7236AWE	36	72	18	819	75	9
	Angled Capsule Work Surface. Permits accessing computer facing client.	C8436AWA	36	84	18	925	81	10
	Angled Computer Wing Surface. Maximizes corner or return configurations.	C4224WSRL 24 42 18 C4824WSRL 24 48 18 C6024WSRL 24 60 18 C6624WSRL 24 66 18	24	42	18	307	30	3
			24	48	18	318	35	3
			24	60	18	358	52	4
			24	66	18	399	57	4
			<i>Note: For return on right, substitute suffix "R" for "L".</i>					
	Capsule Work Surface.	C6030AWB 30 60 - C6630AWB 30 66 - C7230AWB 30 72 - C6636AWB 36 66 - C7236AWB 36 72 -	30	60	-	570	53	6
			30	66	-	607	60	7
			30	72	-	647	67	7
			36	66	-	641	70	8
			36	72	-	681	77	9
	Corner Work Surface and Wing. Provides more usable one piece corner surface. 36" surface tapers to 24"D ends. 42" surface tapers to 30"D ends.	C6636AWS 36 66 24 C7236AWS 36 72 24 C6642AWS 42 66 30 C7242AWS 42 72 30	36	66	24	673	65	8
			36	72	24	715	71	9
			42	66	30	810	73	9
			42	72	30	852	80	10
	P Shaped Work Surface.	C6636AWP 36 66 30 C7236AWP 36 72 30	36	66	30	643	63	8
			36	72	30	685	69	9

Camaron

STACK-ON CABINETS

CABINET PRICES INCLUDE:

- * Fully Adjustable Hinges
- * Spring Latched Door Units
- * Finished Tops, Backs and Cabinet Interiors
- * Glass Showcase Shelves

STANDARD FINISHES

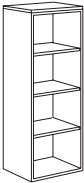


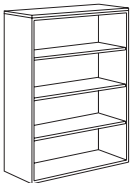
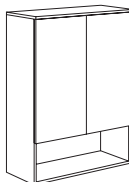

WOOD GRAIN FINISHES

- #57 Honey Cherry
- 60 Walnut
- 61 Victorian Cherry
- 63 Natural Maple
- 66 Mahogany
- 70 Pearwood

SOLID COLOR FINISHES

- #14 Black
- 44 Haze
- 48 Fashion Grey
- 58 Charcoal

Dimensions

Description	Model	D	W	H	List Prices	Uncartoned Wgt.	Cubes
 Open Shelf Stack-On Cabinet. With 2 adjustable and 2 fixed shelves.	C-1848MO	15	18	48	854	57	11
 Swing Door Stack-On Cabinet. With 2 fixed and 2 adjustable shelves.	C-1848MDO	16	18	48	1038	73	12
Same - with lock.	C-1848MDOL				1119	74	12
 Polished Glass Swing Door Showcase. With 2 fixed and 2 adjustable glass shelves.	C-1848MGOD	16	18	48	1392	69	12
Same - with lock.	C-1848MGODL				1470	70	12
Curio Lamp - installed.	-CL				74	3	-
 Open Shelf 36\"W Stack-On Cabinet. With 2 adjustable and 2 fixed shelves.	C-3648MO	15	36	48	999	84	21
 Double Swing Door Stack-On Cabinet. With 2 adjustable and 2 fixed shelves.	C-3648MDO	16	36	48	1344	102	22
Same - with lock.	C-3648MDOL				1425	103	22
 Double Glass Swing Door Showcase. With 2 fixed and 2 adjustable glass shelves.	C-3648MGOD	16	36	48	2071	98	22
Same - with lock.	C-3648MGODL				2151	99	22
Double Curio Lamp - installed.	-CDL				119	3	-


Note: Single swing doors hinge on right unless specified otherwise.
Curio Lamp prices include cord grommet in back panel.

Camaron

STACK-ON ORGANIZER CABINETS

CABINET PRICES INCLUDE:

- * Glass Showcase Shelves
- * Fully Adjustable Spring Latched Door Units
- * Four Shelf Organizer Compartment(s)
- * Finished Tops, Backs and Cabinet Interiors



Description	Model	Dimensions			List Prices	Uncartoned Wgt.	Cubes
		D	W	H			
Open Shelf Stack-On Cabinet. With 3 shelves and 4 shelf organizer.	C1848MSO	15	18	48	996	79	11
Swing Door Stack-On Cabinet. With 3 shelves and 4 shelf organizer.	C1848MDSO	16	18	48	1180	94	12
Same - with lock.	C1848MDSOL				1260	95	12
Polished Glass Swing Door Showcase. With two adjustable glass shelves, one fixed shelf and 4 shelf organizer.	C1848MGSOD	16	18	48	1531	89	12
Same - with lock.	C1848MGSODL				1612	90.0	12
Curio Lamp - installed.	-CL				74	3	-
Open Shelf 36"W Stack-On Cabinet. With three shelves and two 4 shelf organizers.	C3648MSO	15	36	48	1282	111	21
Double Swing Door Stack-On Cabinet. With three shelves and two 4 shelf organizers.	C3648MDSO	16	36	48	1629	135	22
Same - with lock.	C3648MDSOL				1708	136	22
Double Glass Swing Door Showcase. With two adjustable glass shelves, one fixed shelf and two 4 shelf organizers.	C3648MGSOD	16	36	48	2356	127	22
Same - with lock.	C3648MGSODL				2433	128	22
DbL. Curio Lamp - installed.	-CDL				119	4	-

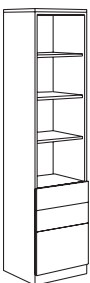
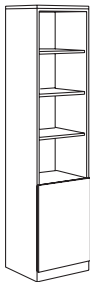
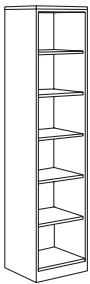
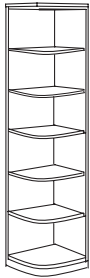
Note: Single swing doors hinge on right unless specified otherwise.
Curio Lamp prices include cord grommet in back panel.

Camaron

STORAGE/WALL CABINETS

CABINET PRICES INCLUDE:

- * Fully Adjustable Hinges and Latches
- * Field Replaceable Finished Tops
- * Metal Suspension Drawer Slides
- * Wood Drawer Interiors
- * Adjustable (1" increments) Shelves



Description	Model	Dimensions			List Prices	Uncartoned Wgt.	Cubes
		D	W	H			
Curved Corner Cabinet. 6 curved fixed shelves. Fits either left or right side of a wall cabinet run.	C-1777MOC	17	17	77	1086	128	18
Open Shelf Cabinet. 3 fixed and 3 adjustable shelves.	C-1877MO	17	18	77	1198	92	18
Open Shelf Cabinet. With swing door below. 3 adjustable and 3 fixed shelves.	C-1877MOD	18	18	77	1415	101	18
Same - with door lock. Door is hinged on right unless specified otherwise.	C-1877MODL	18	18	77	1496	102	18
Open Shelf Cabinet. 2 adjustable and 2 fixed shelves, 2 box/1 file drawer with central locking system.	C-1877MOR	18	18	77	1807	129	18
Same - with 4 box drawers and central locking system.	C-1877MOW	18	18	77	1807	133	18

Camaron

STORAGE/WALL CABINETS

CABINET PRICES INCLUDE:

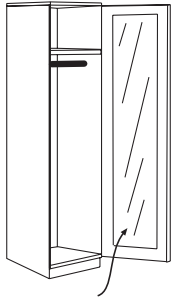

- * Fully Adjustable Hinges and Latches
- * Field Replaceable Finished Tops
- * Metal Suspension Drawer Slides
- * Wood Drawer Interiors
- * Adjustable (1" increments) Shelves

STANDARD FINISHES

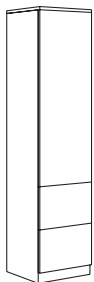
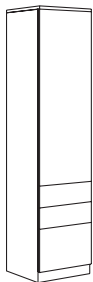
WOOD GRAIN FINISHES		SOLID COLOR FINISHES	
#57	Honey Cherry	#14	Black
60	Walnut	44	Haze
61	Victorian Cherry	48	Fashion Grey
63	Natural Maple	58	Charcoal
66	Mahogany		
70	Pearwood		

Dimensions

Description	Model	D	W	H	List Prices	Uncartoned Wgt.	Cubes
Swing Door Cabinet. 3 adjustable and 3 fixed shelves.	C-1877MD	18	18	77	1664	116	18
Same - with door lock.	C-1877MDL	18	18	77	1745	117	18
Wardrobe Cabinet. Storage shelf and hanger rail.	C-2477CD	24	18	77	1555	125	24
Same - with door lock.	C-2477CDL	24	18	77	1634	126	24
Door Mirror (inside).	-M				282	6	-
Combination Storage Unit. Swing door with 2 adjustable and 2 fixed shelves. 2 box and 1 file drawer with locking system.	C-1877MDR	18	18	77	1971	143	18
Same - with door lock.	C-1877MDRL	18	18	77	2051	144	18
Combination Storage Unit. Swing door with 2 adjustable and 2 fixed shelves. 2 file drawers with locking system.	C-1877MDS	18	18	77	1971	142	18
Same - with door lock.	C-1877MDSL	18	18	77	2051	143	18



Optional -M Door Mirror



Note: Doors are hinged on right, unless specified otherwise.

Camaron

STORAGE/WALL AND SHOWCASE CABINETS

CABINET PRICES INCLUDE:

- * Fully Adjustable Hinges and Latches
- * Glass Showcase Shelves
- * Metal Suspension Drawer Slides
- * Wood Drawer Interiors
- * Adjustable (1" increments) Shelves



Description	Model	Dimensions			List Prices	Uncartoned Wgt.	Cubes
		D	W	H			
Glass Door Showcase. With single door storage below. 1 fixed and 3 adjustable glass shelves.	C-1877MGD	18	18	77	2092	111	18
Same - with door lock.	C-1877MGDL	18	18	77	2253	112	18
Curio Lamp - installed.	-CL				74	3	-
Glass Door Showcase. With 4 box drawers below with locking system. 1 fixed and 3 adjustable glass shelves.	C-1877MGW	18	18	77	2375	142	18
Same - with showcase door lock.	C-1877MGWL	18	18	77	2454	143	18
Curio Lamp - installed.	-CL				74	3	-
Glass Door Showcase. With 2 box/1file drawer below with locking system. 1 fixed and 3 adjustable glass shelves.	C-1877MGR	18	18	77	2235	138	18
Same - with showcase door lock.	C-1877MGRL	18	18	77	2314	139	18
Curio Lamp - installed.	-CL				74	3	-
Glass Door Showcase. With 2 file drawers below with locking system. 1 fixed and 3 adjustable glass shelves.	C-1877MGS	18	18	77	2235	137	18
Same - with showcase door lock.	C-1877MGSL	18	18	77	2314	138	18
Curio Lamp - installed.	-CL				74	3	-

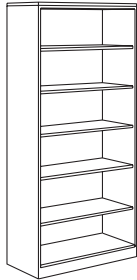
Note: Doors are hinged on right unless specified otherwise.
Curio Lamp prices include cord grommet in back panel.

Camaron

STORAGE/WALL CABINETS

CABINET PRICES INCLUDE:

- * Fully Adjustable Hinges and Latches
- * Field Replaceable Finished Tops
- * Metal Suspension Drawer Slides
- * Wood Drawer Interiors
- * Adjustable (1" increments) Shelves



Description	Model	Dimensions			List Prices	Uncartoned Wgt.	Cubes
		D	W	H			
Open Shelf Cabinet. With 3 fixed and 3 adjustable shelves.	C-3677MO	18	36	77	1426	148	34
Open Shelf Cabinet. With double doors below. 3 fixed and 3 adjustable shelves.	C-3677MOD	18	36	77	1771	166	34
Same - with door lock.	C-3677MODL	18	36	77	1853	167	34
Open Shelf Cabinet. With 2 box/file drawer below with central locking system. 2 adjustable and 2 fixed shelves.	C-3677MOR	18	36	77	1997	174	34
Same - with 4 box drawers and central locking system.	C-3677MOW	18	36	77	2122	178	34
Open Shelf Cabinet. With 2 lateral file drawers and central locking system. 2 adjustable and 2 fixed shelves.	C-3677MOS	18	36	77	1925	170	34

Camaron

STORAGE/WALL AND WARDROBE CABINETS

CABINET PRICES INCLUDE:

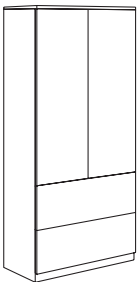

- * Fully Adjustable Hinges and Latches
- * Field Replaceable Finished Tops
- * Metal Suspension Drawer Slides
- * Wood Drawer Interiors
- * Adjustable (1" increments) Shelves

STANDARD FINISHES

WOOD GRAIN FINISHES		SOLID COLOR FINISHES	
#57	Honey Cherry	#14	Black
60	Walnut	44	Haze
61	Victorian Cherry	48	Fashion Grey
63	Natural Maple	58	Charcoal
66	Mahogany		
70	Pearwood		

Dimensions

Description	Model	D	W	H	List Pries	Uncartoned Wgt.	Cubes
Double Door Cabinet. With 3 adjustable and 3 fixed shelves.	C-3677MD	18	36	77	2040	196	34
Same - with door lock.	C-3677MDL	18	36	77	2121	197	34
Double Door Wardrobe. With 1 fixed shelf and sliding hanger rail.	C-3677WDW	18	36	77	1902	166	34
Same - with door lock.	C-3677WDWL	18	36	77	1983	167	34
Storage/Wardrobe Cabinet. 4 adjustable and 2 fixed shelves on left. Hanger rail and storage shelf on right.	C-3677CD	24	36	77	2282	245	45
Same - with door lock.	C-3677CDL	24	36	77	2361	246	45
Door mirror (inside).	-M				282	6	-
Double Door Cabinet. With double swing doors and 2 lateral file drawers with central locking system. Includes 2 adjustable and 2 fixed shelves.	C-3677MDS	18	36	77	2251	195	34
Same - with door lock.	C-3677MDSL	18	36	77	2329	196	34
Open Shelf Cabinet. 3 drawer lateral file with central locking system. 2 adjustable and 1 fixed shelf.	C-3677MOY	18	36	77	2199	206	34
Same - with bookcase swing doors and locks.	C-3677MDYL	18	36	77	2281	220	34




Camaron

STORAGE/WALL AND SHOWCASE CABINETS

CABINET PRICES INCLUDE:

- * Fully Adjustable Hinges and Latches
- * Field Replaceable Finished Tops
- * Glass Showcase Shelves
- * Metal Suspension Drawer Slides
- * Wood Drawer Interiors
- * Adjustable (1" increments) Shelves

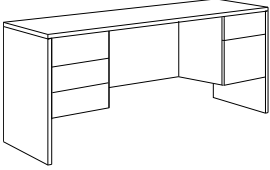
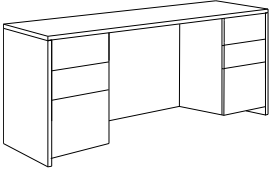
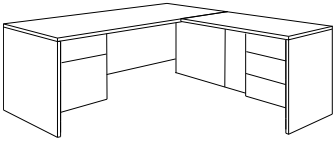
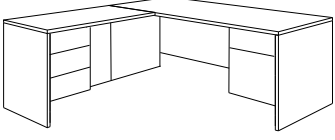
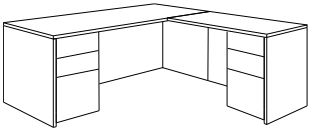
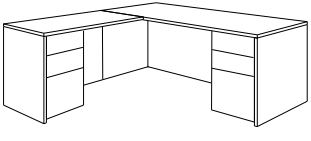


Description	Model	Dimensions			List Prices	Uncartoned Wgt.	Cubes
		D	W	H			
Glass Door Showcase. With double door storage below. 3 fixed and 3 adjustable glass shelves.	C-3677MGD	18	36	77	2986	180	34
Same - with locks.	C-3677MGDL	18	36	77	3146	181	34
Double Curio Lamp - installed.	-CDL				119	3	-
Glass Door Showcase. With 4 convenience drawers. 1 fixed and 3 adjustable glass shelves.	C-3677MGW	18	36	77	3328	211	34
Same - with locks.	C-3677MGWL	18	36	77	3488	212	34
Double Curio Lamp - installed.	-CDL				119	3	-
Glass Door Showcase. With 2 lateral file drawers with central locking system. 1 fixed and 3 adjustable glass shelves.	C-3677MGS	18	36	77	3132	200	34
Same - with showcase door locks.	C-3677MGSL	18	36	77	3213	201	34
Double Curio Lamp - installed.	-CDL				119	3	-
Open Shelf Cabinet. With 4 drawer lateral file. Drawers with central locking system. 1 fixed and 1 adjustable shelf.	C-3677MOM	18	36	77	2468	216	34
Same - with bookcase swing doors with locks.	C-3677MDML	18	36	77	2856	230	34

Note: Curio Lamp prices include cord grommet in back panel.

Camaron

CREDENZAS AND L DESKS

Description	Model	Dimensions			List Prices	Uncartoned Wgt.	Cubes
		D	W	H			
 <p>Credenza. 3 box drawers, box and file drawer on right. Center knee hole space.</p>	A-60KOHC	20	60	29	1143	176	22
	A-66KOHC	20	66	29	1191	184	25
	A-72KOHC	20	72	29	1229	192	27
 <p>Credenza. 2 box and 1 file drawer in each pedestal. Center knee hole space.</p>	A2-60RORC	20	60	29	1428	204	22
	A2-66RORC	20	66	29	1478	222	25
	A2-72RORC	20	72	29	1516	230	27
 <p>Desk. With 24" wide, 48" long right return. Box and file drawer with 3 box drawers in return.</p>	A-66F28KRD	30	66	29	1713	355	59
	A-72F28KRD	36	72	29	1751	382	71
	Return	24	48	29			
<p>Same - with arch (bow) shaped top.</p>	A-72FT28KRD	36	72	29	1880	377	71
	Return	24	48	29			
 <p>Desk. With 24" wide, 48" long left return. Box and file drawer with 3 box drawers in return.</p>	A-66F28KLD	30	66	29	1713	355	59
	A-72F28KLD	36	72	29	1751	382	71
	Return	24	48	29			
<p>Same - with arch (bow) shaped top.</p>	A-72FT28KLD	36	72	29	1880	377	71
	Return	24	48	29			
 <p>Desk. With 24" wide, 48" long right return. 2 box, 1 file drawer in both desk and return.</p>	A2-66F28RRD	30	66	29	2000	373	59
	A2-72F28RRD	36	72	29	2037	412	71
	Return	24	48	29			
<p>Same - with arch (bow) shaped top.</p>	A2-72FT28RRD	36	72	29	2165	407	71
	Return	24	48	29			
 <p>Desk. With 24" wide, 48" long left return. 2 box, 1 file drawer in both desk and return.</p>	A2-66F28RLD	30	66	29	2000	373	59
	A2-72F28RLD	36	72	29	2037	412	71
	Return	24	48	29			
<p>Same - with arch (bow) shaped top.</p>	A2-72FT28RLD	36	72	29	2165	407	71
	Return	24	48	29			

See pages 11-14 for accessories.