

Fallbrook

Here is quality casegoods construction featuring crisper, clearer laminate finishes that look and feel like wood. The grain matching PVC edges add to Fallbrook's durability and eye appeal.

Fallbrook's compelling user features include factory preassembled cabinet construction, .75" thick solid wood core panels and pedestals and 1.125" thick solid tops and leg panels. All component parts are field replaceable.

French dovetailed drawer construction, maple grained drawer interiors with reinforced drawer bottoms and lifetime guaranteed slides are all part of Fallbrook's quality credentials.

Options include a choice of drawer pulls, lighting, tack panels, organizers, center and keyboard drawers, power modules and grommets.

Fallbrook is shipped set-up via factory chartered, guaranteed safe blanket wrapped furniture vans. No uncartoning or disposal costs or concealed damage surprises with this great collection.

This collection employs materials containing extremely low volatile organic compounds to reduce toxic emissions. Even carton and plastic packaging materials have been reduced, thanks to EOC's nationwide blanket wrapped delivery program.

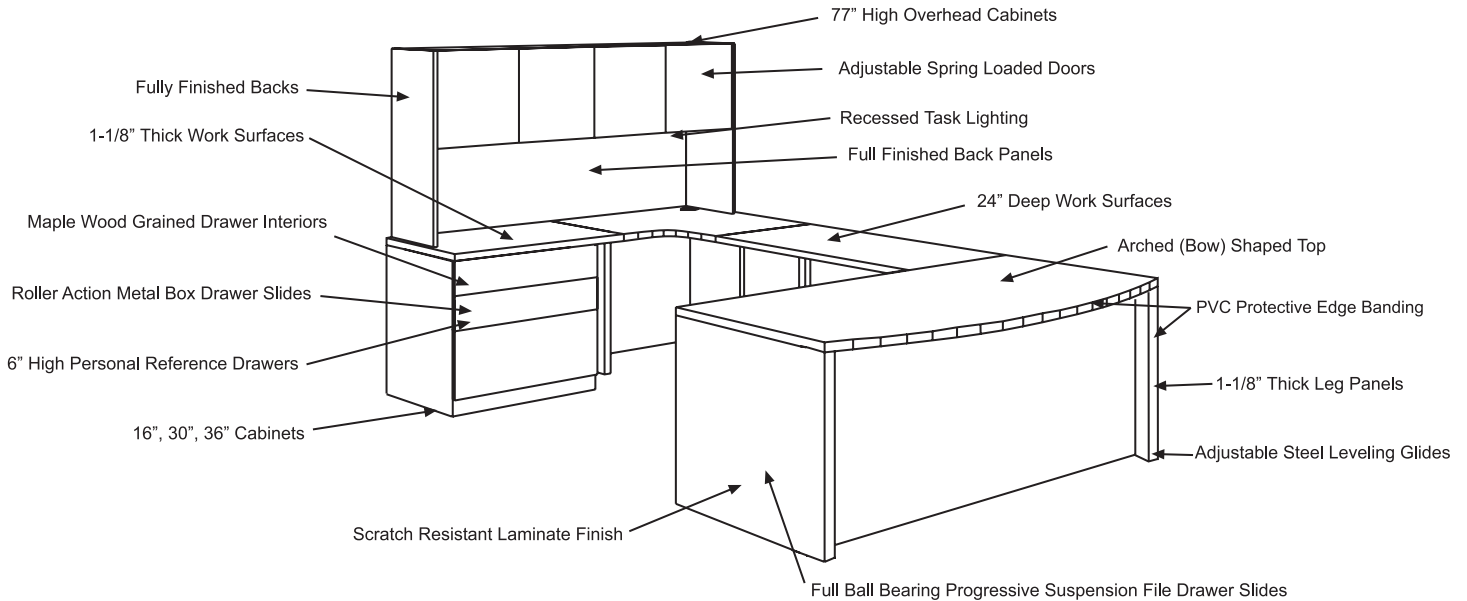


Executive Office Concepts • InnerLink • Elements of Care

Fallbrook

NOTICEABLE DIFFERENCES

Here is quality casegoods construction at affordable prices. Furniture for today's flexible workplace that works both with you and for you!



FINISH INFORMATION

The **Fallbrook casegoods** collection is available in a choice of wood grain or solid color laminate finishes. Cabinetry, panels and work surfaces are finished on all sides.

These select quality laminate finishes have a crystal clear grain and color appearance and meet or exceed the NEMA 1995-GP28 performance standards for thermoset decorative panels. They are highly resistant to scratching, stains, abrasion, cracking, heat, light, moisture, delamination and impact.

All work surfaces and leg panels have thick protective PVC edge banding in a matching finish. The banding has a soft 1/8"

radius edge and is designed to guard against furniture scrapes and/or impact.

Pedestals, files and cabinets can be specified with wood grained door and drawer fronts on solid color cabinets. Wood grain patterns run lengthwise on all work surfaces and cabinet tops as well as hutch and modesty panels over 48" in width. The wood grain runs vertical on all other cabinetry, legs and panels.

Non-wooden components such as drawer pulls, metal cylinder bases, center drawers, keyboard trays, organizers, casters, locking mechanisms, grommets, power centers, task lamps and metal hardware are standard in a satin black finish.

STANDARD FINISHES

WOOD GRAIN FINISHES

- #57 Honey Cherry
- 60 Walnut
- 61 Victorian Cherry
- 63 Natural Maple
- 66 Mahogany
- 70 Pearwood

SOLID COLOR FINISHES

- #14 Black
- 44 Haze
- 48 Fashion Grey
- 58 Charcoal

Drawer Pull Options

HPB Black Hood Drawer Pulls Standard Unless Otherwise Specified
(For option pulls add \$12.00 list per drawer)



HPB Black Hood



APB Black Arc



HPC Silver Hood

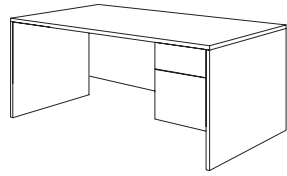


APC Silver Arc

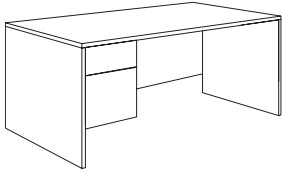
Fallbrook

DESKS

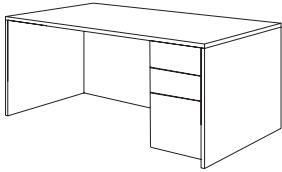
Dimensions



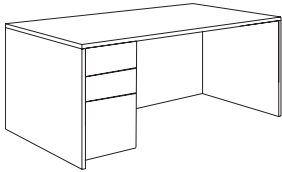
Description	Model	D	W	H	List Prices	Uncartoned Wgt.	Cubes
Single Pedestal Desk.	A-60FL	30	60	29	1042	209	36
Box and file drawer.	A-66FL	30	66	29	1100	221	39
Pedestal on right unless specified.	A-72FL	36	72	29	1137	260	51



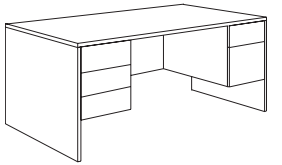
Single Pedestal Desk.	A-60FR	30	60	29	1042	209	36
Box and file drawer.	A-66FR	30	66	29	1100	221	39
Pedestal on left unless specified.	A-72FR	36	72	29	1137	260	51



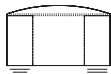
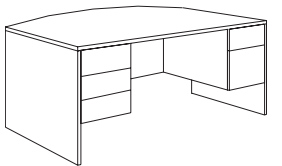
Single Pedestal Desk.	A2-60FL	30	60	29	1186	239	36
Two box and file drawer pedestal on right unless specified.	A2-66FL	30	66	29	1244	251	39
	A2-72FL	36	72	29	1281	290	51



Single Pedestal Desk.	A2-60FR	30	60	29	1186	239	36
Two box and file drawer pedestal on left unless specified.	A2-66FR	30	66	29	1244	251	39
	A2-72FR	36	72	29	1281	290	51



Double Pedestal Desk.	A-60A	30	60	29	1186	249	36
3 box drawers with box and file drawer on right.	A-66A	30	66	29	1244	261	39
	A-72A	36	72	29	1281	300	51

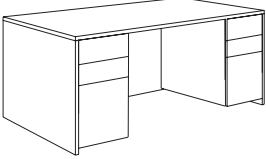
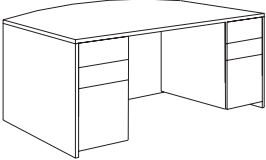
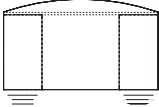
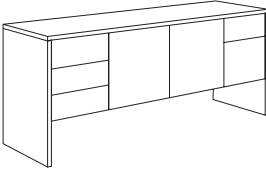
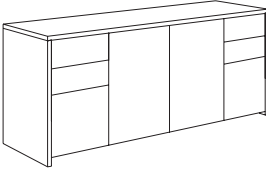
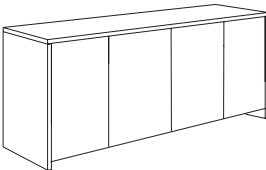


Arched Top Double Pedestal Desk. 3 box drawers with box and file drawer on right.	A-72AT	30/36	72	29 (Arched Top)	1409	310	59
--	---------------	-------	----	--------------------	------	-----	----

See pages 11-14 for accessories.

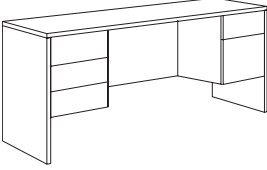
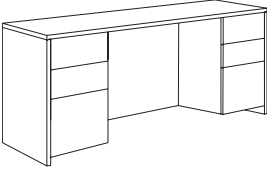
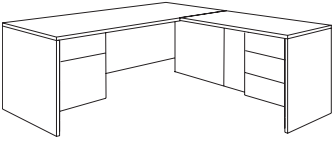
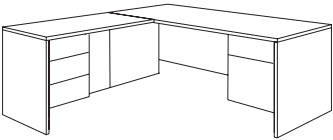
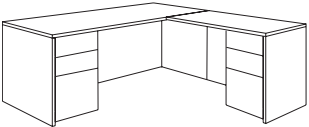
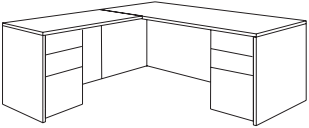
Fallbrook

DESKS AND CREDENZAS

Description	Model	Dimensions			List Prices	Uncartoned Wgt.	Cubes
		D	W	H			
 <p>Double Pedestal Desk. 2 Two box and 1 file drawer in each pedestal.</p>	A2-60A	30	60	29	1471	296	36
	A2-66A	30	66	29	1529	308	39
	A2-72A	36	72	29	1567	347	51
  <p>Arched Top Double Pedestal Desk. 2 box and 1 file drawer in each pedestal.</p>	A2-72AT	30/36	72	29 (Arched Top)	1695	342	51
 <p>Credenza. 3 box drawers, center swing door bookcase with adjustable shelf. Box and file drawer on right.</p>	A-66KJHC	20	66	29	1247	224	25
	A-72KJHC	20	72	29	1283	232	27
 <p>Credenza. 2 box, 1 file drawer in each pedestal. Center swing door bookcase with adjustable shelf.</p>	A2-66RXRC	20	66	29	1602	267	25
	A2-72RXRC	20	72	29	1638	275	27
 <p>Credenza. 2-36" W double swing door cabinets w/adjustable shelves.</p>	A2-722NDC	20	72	29	1569	251	35

Fallbrook

CREDENZAS AND L DESKS

Description	Model	Dimensions			List Prices	Uncartoned Wgt.	Cubes
		D	W	H			
 <p>Credenza. 3 box drawers, box and file drawer on right. Center knee hole space.</p>	A-60KOHC	20	60	29	1143	176	22
	A-66KOHC	20	66	29	1191	184	25
	A-72KOHC	20	72	29	1229	192	27
 <p>Credenza. 2 box and 1 file drawer in each pedestal. Center knee hole space.</p>	A2-60RORC	20	60	29	1428	204	22
	A2-66RORC	20	66	29	1478	222	25
	A2-72RORC	20	72	29	1516	230	27
 <p>Desk. With 24" wide, 48" long right return. Box and file drawer with 3 box drawers in return.</p>	A-66F28KRD	30	66	29	1713	355	59
	A-72F28KRD	36	72	29	1751	382	71
	Return	24	48	29			
<p>Same - with arch (bow) shaped top.</p>	A-72FT28KRD	36	72	29	1880	377	71
	Return	24	48	29			
 <p>Desk. With 24" wide, 48" long left return. Box and file drawer with 3 box drawers in return.</p>	A-66F28KLD	30	66	29	1713	355	59
	A-72F28KLD	36	72	29	1751	382	71
	Return	24	48	29			
<p>Same - with arch (bow) shaped top.</p>	A-72FT28KLD	36	72	29	1880	377	71
	Return	24	48	29			
 <p>Desk. With 24" wide, 48" long right return. 2 box, 1 file drawer in both desk and return.</p>	A2-66F28RRD	30	66	29	2000	373	59
	A2-72F28RRD	36	72	29	2037	412	71
	Return	24	48	29			
<p>Same - with arch (bow) shaped top.</p>	A2-72FT28RRD	36	72	29	2165	407	71
	Return	24	48	29			
 <p>Desk. With 24" wide, 48" long left return. 2 box, 1 file drawer in both desk and return.</p>	A2-66F28RLD	30	66	29	2000	373	59
	A2-72F28RLD	36	72	29	2037	412	71
	Return	24	48	29			
<p>Same - with arch (bow) shaped top.</p>	A2-72FT28RLD	36	72	29	2165	407	71
	Return	24	48	29			

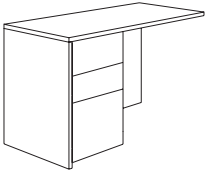
See pages 11-14 for accessories.

Fallbrook

DESK RETURN/CREDENZA OPTIONS

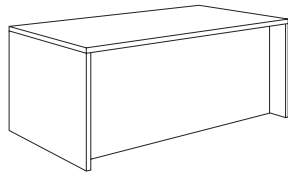
EXTENDED LENGTH RETURN OPTIONS

The desk returns may be ordered in extended lengths. The following is the model and pricing formula:



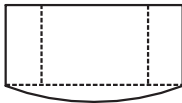
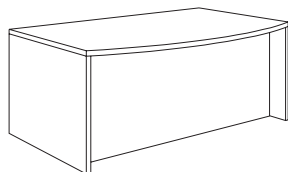
Description	Model No. Addition	Additional List Price	Uncartoned Wgt.	Cubes
24" x 60" Long Return	2—285	152	18	9
24" x 72" Long Return	2—286	229	36	15

MODESTY PANEL OPTIONS



Full Height Modesty Panel (where not standard). Recessed on desk or table fronts. Flush on credenza.	FM-1 Desk	89	-	-
	FM-2 Credenza	89	-	-

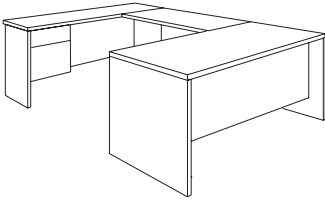
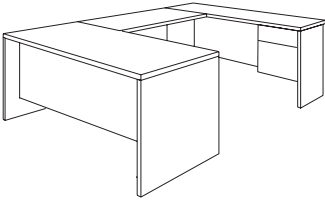
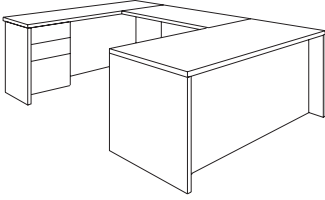
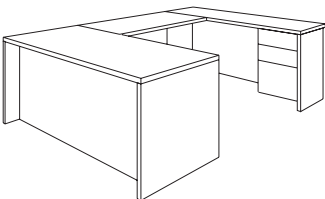
ARCH TOP OPTION

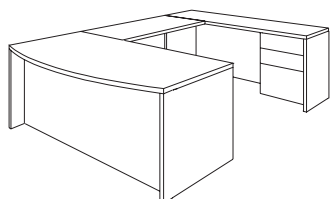


Arched (Bow) Shaped Top. 36" deep ends and end panels reduce to 30". Add "T" to the model number. (Top center remains 36" deep).	-T	123	-	-
---	----	-----	---	---

Fallbrook

U SHAPED DESKS

Description	Model	Dimensions			List Prices	Uncartoned Wgt.	Cubes	
		D	W	H				
 <p>U Desk. Left return with box and file drawer pedestals in both desk and back unit. Full height back and side modesty panels.</p>	A-66UL	30	66	29	2640	463	79	
	Bridge	24	48	29				
	Credenza	20	66	29				
	Same - with arch (bow) shaped top.	A-72UL	36	72	29	2716	510	91
		Bridge	24	48	29			
		Credenza	20	72	29			
 <p>U Desk. Right return with box and file drawer pedestals in both desk and back unit. Full height back and side modesty panels.</p>	A-66UR	30	66	29	2640	463	79	
	Bridge	24	48	29				
	Credenza	20	66	29				
	Same - with arch (bow) shaped top.	A-72UR	36	72	29	2716	510	91
		Bridge	24	48	29			
		Credenza	20	72	29			
 <p>U Desk. Left return. Desk and back unit have 2 box and file drawer pedestals and full height modesty panels.</p>	A2-66UL	30	66	29	2927	503	79	
	Bridge	24	48	29				
	Credenza	20	66	29				
	Same - with arch (bow) shaped top.	A2-72UL	36	72	29	3001	550	91
		Bridge	24	48	29			
		Credenza	20	72	29			
 <p>U Desk. Right return. Desk and back unit have 2 box and file drawer pedestals and full height modesty panels.</p>	A2-66UR	30	66	29	2927	503	79	
	Bridge	24	48	29				
	Credenza	20	66	29				
	Same - with arch (bow) shaped top.	A2-72UR	36	72	29	3001	550	91
		Bridge	24	48	29			
		Credenza	20	72	29			



Arched (bow) shaped top option

STANDARD FINISHES

WOOD GRAIN FINISHES

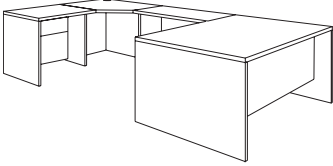
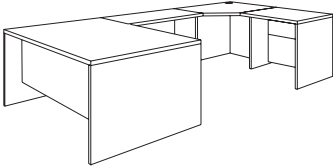
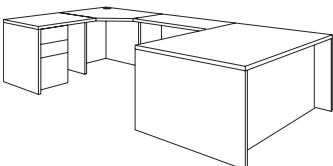
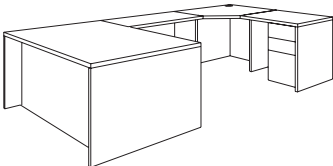
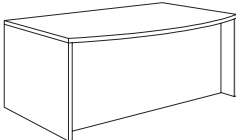
- #57 Honey Cherry
- 60 Walnut
- 61 Victorian Cherry
- 63 Natural Maple
- 66 Mahogany
- 70 Pearwood

SOLID COLOR FINISHES

- #14 Black
- 44 Haze
- 48 Fashion Grey
- 58 Charcoal

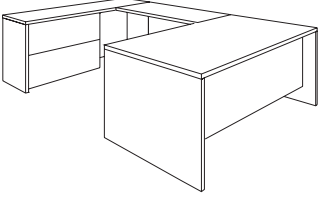
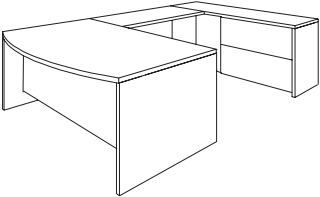
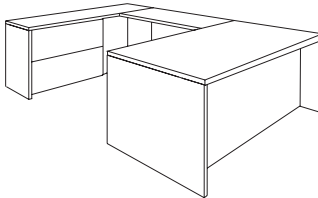
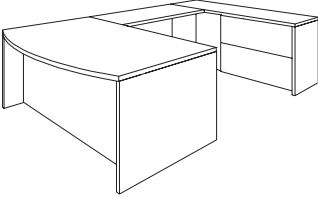
Fallbrook

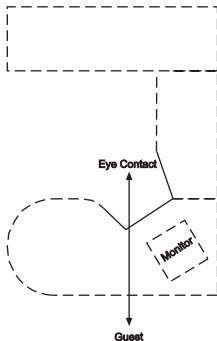
U SHAPED DESKS

Description	Model	Dimensions			List Prices	Uncartoned Wgt.	Cubes
		D	W	H			
 <p>U Desk With Corner Terminal Station. Left return with box and file in both desk and back unit. Power grommet in corner unit.</p>	A-66UCL	30	66	29	2991	540	85
	A-72UCL	36	72	29	3122	580	97
	Bridge	24	36	29			
	Corner	36	36	29			
	Back Unit	24	36	29			
 <p>U Desk With Corner Terminal Station. Right return with box and file in both desk and back unit. Power grommet in corner unit.</p>	A-66UCR	30	66	29	2991	540	85
	A-72UCR	36	72	29	3122	580	97
	Bridge	24	36	29			
	Corner	36	36	29			
	Back Unit	24	36	29			
 <p>U Desk With Corner Terminal Station. Left return with 2 box and file in both desk and back unit. Power grommet in corner unit.</p>	A2-66UCL	30	66	29	3279	580	85
	A2-72UCL	36	72	29	3409	620	97
	Bridge	24	36	29			
	Corner	36	36	29			
	Back Unit	24	36	29			
 <p>U Desk With Corner Terminal Station. Right return with 2 box and file in both desk and back unit. Power grommet in corner unit.</p>	A2-66UCR	30	66	29	3279	580	85
	A2-72UCR	36	72	29	3409	620	97
	Bridge	24	36	29			
	Corner	36	36	29			
	Back Unit	24	36	29			
 <p>ARCHED (BOW) SHAPED TOP. 36" x 72" with 30" ends. Add "T" to the model number.</p>		36/42	72	29	123	11	8

Fallbrook

U SHAPED DESKS

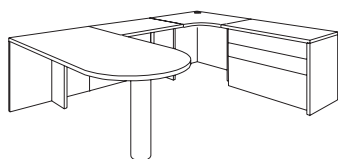
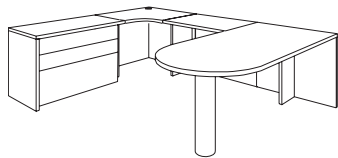
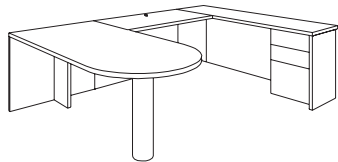
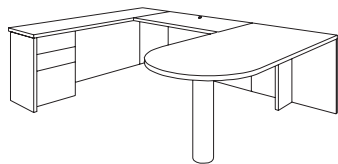
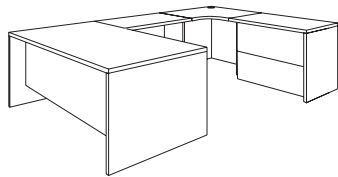
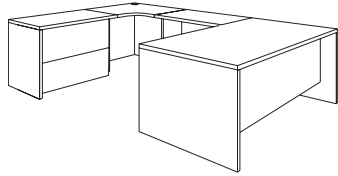
Description	Model	Dimensions			List Prices	Uncartoned Wgt.	Cubes	
		D	W	H				
 <p>U Desk. Left return. With box and file drawer pedestal in desk and 30"W two drawer lateral file in back unit. Full height back and side modesty panels.</p>	A-66USL	30	66	29	2999	492	79	
	Bridge	24	48	29				
	Credenza	20	66	29				
	<p>A-72USL</p>	36	72	29	3126	539	91	
		Bridge	24	48				29
		Credenza	20	72				29
<p>Same - Right Return.</p>	<i>Substitute "R" for "L" in model number.</i>							
 <p>Arched Top U Desk. Right return with box and file drawer pedestal in desk and 30"W two drawer lateral file in back unit. Full height back and side modesty panels.</p>	A-66USTR	30	66	29	3126	492	79	
	Bridge	24	48	29				
	Credenza	20	66	29				
	<p>A-72USTR</p>	36	72	29	3256	539	91	
		Bridge	24	48				29
		Credenza	20	72				29
<p>Same - Left Return.</p>	<i>Substitute "L" for "R" in model number.</i>							
 <p>U Desk. Left Return Desk has 2 box and file drawer pedestal and full height modesty panels. 30"W 2 drawer lateral file in back unit.</p>	A2-66USL	36	66	29	3217	497	79	
	Bridge	24	48	29				
	Credenza	20	66	29				
	<p>A2-72USL</p>	36	72	29	3344	544	91	
		Bridge	24	48				29
		Credenza	20	72				29
<p>Same - Right Return.</p>	<i>Substitute "R" for "L" in model number.</i>							
 <p>Arched Top U Desk. Right return. Desk has 2 box and file drawer pedestal and full height modesty panels. 30"W 2 drawer lateral file in back unit.</p>	A2-66USTR	36	66	29	3344	497	79	
	Bridge	24	48	29				
	Credenza	20	66	29				
	<p>A2-72USTR</p>	36	72	29	3473	544	91	
		Bridge	24	48				29
		Credenza	20	72				29
<p>Same - Left Return.</p>	<i>Substitute "L" for "R" in model number.</i>							
<p>Angled Shaped Tops. Provides angled desk and return top shapes for positioning computer monitor for eye to eye contact with seated guests.</p>	<p>Add: "-E" For 36" x 72" Tops.</p>				520	n/c	n/c	



See pages 11-14 for accessories.

Fallbrook

U SHAPED DESKS

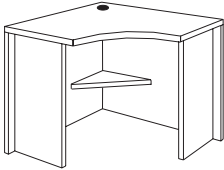
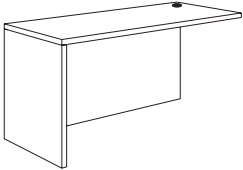
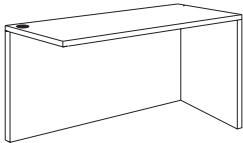
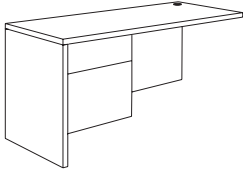
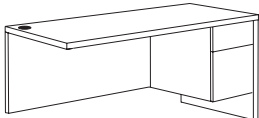
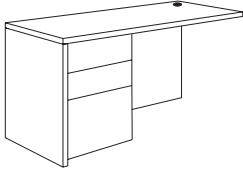
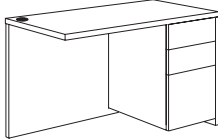


Dimensions

Description	Model	Dimensions			List Prices	Uncartoned Wgt.	Cubes
		D	W	H			
U Terminal Station. Left return. Corner unit with power grommet. 30"W 2 drawer lateral file with lock. 1 box, 1 file in desk pedestal.	A-66USCL	30	66	29	3350	608	85
	A-72USCL	36	72	29	3480	648	97
	Bridge	24	36	29			
	Corner	36	36	29			
	Back Unit	24	36	29			
U Terminal Station. Right return. Corner unit with power grommet. 30"W 2 drawer lateral file with lock. 1 box, 1 file in desk pedestal.	A-66USCR	30	66	29	3350	608	85
	A-72USCR	36	72	29	3480	648	97
	Bridge	24	36	29			
	Corner	36	36	29			
	Back Unit	24	36	29			
Capsule U Station. Left return with power grommet. Capsule top w/ "T" panel leg support and black cylinder base, 2 box, 1 file pedestal.	A2-66UDL	30	66	29	3287	500	54
	Credenza	20	66	29			
	A2-72UDL	36	72	29	3415	520	59
	Credenza	20	72	29			
	Bridge	24	48	29			
Capsule U Station. Right return with power grommet. Capsule top w/ "T" panel leg support and black cylinder base, 2 box, 1 file pedestal.	A2-66UDR	30	66	29	3287	500	54
	Credenza	20	66	29			
	A2-72UDR	36	72	29	3415	520	59
	Credenza	20	72	29			
	Bridge	24	48	29			
Capsule U Terminal Station. Left return. Corner terminal unit with power grommet 30"W 2 box, 1 file ped. w/lock. Capsule top w/ "T" panel leg support and black cylinder base.	A2-66UECL	30	66	29	3725	518	66
	A2-72UECL	36	72	29	3855	538	71
	Bridge	24	36	29			
	Corner	36	36	29			
	Back Unit	24	36	29			
Capsule U Terminal Station. Right return. Corner terminal unit with power grommet 30"W 2 box, 1 file ped. w/lock. Capsule top w/ "T" panel leg support and black cylinder base.	A2-66UECR	30	66	29	3725	518	66
	A2-72UECR	36	72	29	3855	538	71
	Bridge	24	36	29			
	Corner	36	36	29			
	Back Unit	24	36	29			

Fallbrook

CORNER AND RETURN UNITS

Description	Model	Dimensions			List Prices	Uncartoned Wgt.	Cubes
		D	W	H			
 <p>Corner Unit . 29"H unit. Attaches to 24"D work surfaces. Includes storage shelf and power grommet.</p>	A-3636CF	36	36	29	842	98	26
	A-4242CF	42	42	29	998	113	35
 <p>Left Return Unit. Full height back panel. Power sleeve.</p>	A-42XLD	24	42	29	481	112	23
	A-48XLD	24	48	29	525	119	25
	A-60XLD	24	60	29	681	134	29
 <p>Right Return Unit. Full height back panel. Power sleeve.</p>	A-42XRD	24	42	29	481	112	23
	A-48XRD	24	48	29	525	119	25
	A-60XRD	24	60	29	681	134	29
 <p>Left Return Unit. With 1 box and file drawer and power sleeve.</p>	A-42HLD	24	42	29	570	185	23
	A-48HLD	24	48	29	613	192	25
	A-60HLD	24	60	29	769	207	29
 <p>Right Return Unit. With 1 box and file drawer and power sleeve.</p>	A-42HRD	24	42	29	570	185	23
	A-48HRD	24	48	29	613	192	25
	A-60HRD	24	60	29	769	207	29
 <p>Left Return Unit. With 2 box and file drawer and power sleeve.</p>	A-42RLD	24	42	29	711	229	23
	A-48RLD	24	48	29	756	236	25
	A-60RLD	24	60	29	913	251	29
 <p>Right Return Unit. With 2 box and file drawer and power sleeve.</p>	A-42RRD	24	42	29	711	229	23
	A-48RRD	24	48	29	756	236	25
	A-60RRD	24	60	29	913	251	29

See pages 11-14 for accessories.

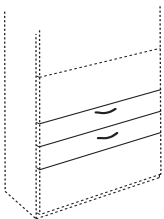



LATERAL FILES

CABINET PRICES INCLUDE:

- * Fully Finished Tops and Backs
- * Ball Bearing Full Suspension Slides
- * Anti-Tip Locking System
- * Letter/Legal Size Drawer Folder Frames
- * 30", 36" and 42" Wide Cabinets
- * Adjustable Leveling Glides

Dimensions

Description	Model	Dimensions			List Prices	Wgt.	Cubes
		D	W	H			
Two Drawer Lateral File. Anti-tip locking system. Front to back or cross filing. Fully finished outside back.	CS30LFRL	19	30	29	1144	103	11
	CS36LFRL	19	36	29	1226	112	14
	CS42LFRL	19	42	29	1346	121	17
Three Drawer Lateral File. Anti-tip locking system. Front to back or cross filing. Fully finished outside back.	CY30LFRL	19	30	41	1720	131	17
	CY36LFRL	19	36	41	1838	154	20
	CY42LFRL	19	42	41	2019	177	23
Four Drawer Lateral File. Anti-tip locking system. Front to back or cross filing. Fully finished outside back.	CM30LFRL	19	30	53	1870	171	21
	CM36LFRL	19	36	53	2005	204	25
	CM42LFRL	19	42	53	2215	237	29
Five Opening Lateral File. Anti-tip locking system. Four pull out drawers have combination front to back cross filing. Fully finished outside back.	CF30LFRL	19	30	68	2233	211	26
	CF36LFRL	19	36	68	2395	254	31
	CF42LFRL	19	42	68	2648	297	36
Top Flipper Door Lock.	Add "L"				61	-	-
Two 6"H Storage Drawers. Substituted for one 12" high file drawer. Specify location. Factory installed only.	Add "-R" Add "-R" Add "-R"	30" wide cabinets 36" wide cabinets 42" wide cabinets			200 207 214	4 5 6	- - -



Drawer/Door Pulls:

"A1" MARIDON PULL (Standard)
 Arch shaped easily grip satin chrome plated handle.



STANDARD FINISHES

WOOD GRAIN FINISHES

- #57 Honey Cherry
- 60 Walnut
- 61 Victorian Cherry
- 63 Natural Maple
- 66 Mahogany
- 70 Pearwood

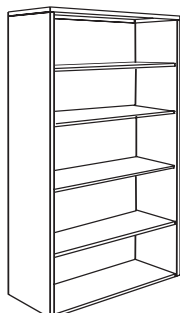

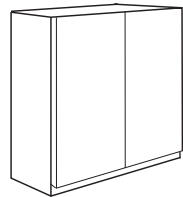
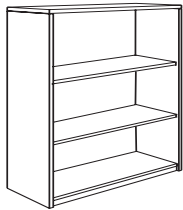
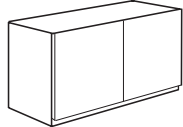
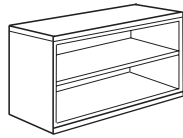
SOLID COLOR FINISHES

- #14 Black
- 44 Haze
- 48 Fashion Grey
- 58 Charcoal

MODULAR BOOKCASES

BOOKCASE PRICES INCLUDE:

- * Adjustable shelves that are finished on both sides
- * Finished 3/4" self edged top
- * Cabinets that are shipped fully assembled
- * Fully Finished Outside Backs



Description	Model	Dimensions			List Prices	Uncartoned Wgt.	Cubes
		D	W	H			
Bookcase. 2 shelves (1 adjustable).	C3029B	13	30	29	526	48	9
	C3629B	13	36	29	589	53	10
Bookcase. 2 shelves (1 adjustable) with adjustable swing doors.	C3029BD	14	30	29	664	60	10
	C3629BD	14	36	29	738	67	11
Door Lock.	Add -L				84	1	-
Bookcase. 3 shelves (2 adjustable).	C3053B	13	30	53	869	83	16
	C3653B	13	36	53	971	91	18
Bookcase. 3 shelves (2 adjustable) with full height swing doors.	C3053BD	14	30	53	1065	101	17
	C3653BD	14	36	53	1190	113	19
Door Lock.	Add -L				84	1	-
Bookcase. 3 shelves (2 adjustable) with lower swing door cabinet.	C3053BHD	14	30	53	1020	94	17
	C3653BHD	14	36	53	1140	105	19
Door Lock.	Add -L				84	1	-
Bookcase. 5 shelves (3 adjustable).	C3069B	13	30	69	1067	98	21
	C3669B	13	36	69	1195	110	25

Heavy Duty Shelf Option: To substitute 1-1/4" thick for standard 3/4" thick bookcase shelves, add suffix **"-HD"** to model number and \$22.00 list per shelf.

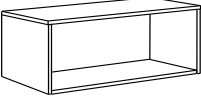
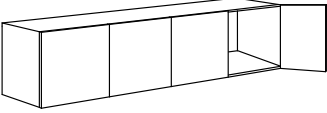
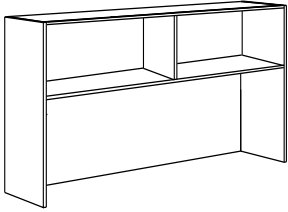
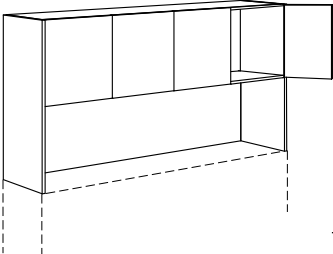
STANDARD FINISHES	
WOOD GRAIN FINISHES	SOLID COLOR FINISHES
#57 Honey Cherry	#14 Black
60 Walnut	44 Haze
61 Victorian Cherry	48 Fashion Grey
63 Natural Maple	58 Charcoal
66 Mahogany	
70 Pearwood	

HUTCHES AND WALL CABINETS

CABINET PRICES INCLUDE:

- * Task Lamp Valance Shields
- * Fully Enclosed Finished Cabinet Backs
- * Cabinet Mounting Hardware
- * Fully Finished Outside Backs

Dimensions

Description	Model	Dimensions			List Prices	Uncartoned Wgt.	Cubes
		D	H	W			
 <p>Open Shelf Cabinet. 12" inside depth. Includes finished top and back.</p>	A36OS	13	17	36	481	42	6
	A60OS	13	17	60	676	66	10
	A72OS	13	17	72	751	79	12
 <p>Swing Door Cabinet. 12" inside depth. Includes top, bottom, center shelves, adjustable swing doors and full back.</p>	A36MD	14	17	36	623	62	6
	A60MD	14	17	60	962	108	10
	A72MD	14	17	72	1035	125	12
 <p>Organizer Hutch. Includes enclosed top. 12" inside depth. Includes finished top and back.</p> <p><i>Key Lock hutch attachment recommended (see bottom of page).</i></p>	A66OH	13	40	66	928	145	26
	A72OH	13	40	72	991	180	28
 <p>Swing Door Hutch. 12" inside depth. Includes top, bottom and center shelves, adjustable swing doors and full back.</p> <p><i>Key Lock hutch attachment recommended (see bottom of page).</i></p>	A66SD	14	40	66	1212	200	27
	A72SD	14	40	72	1277	218	29


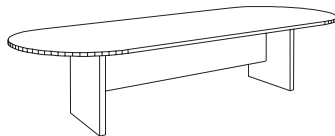
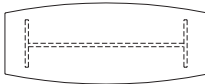
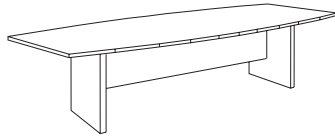
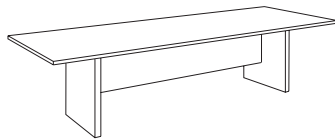
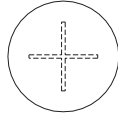
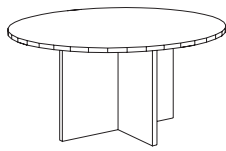
Note: Wall mounted cabinets include separate cleats for the wall but do not include wall attachment hardware. It is the responsibility of the installer to use the correct hardware, based on the wall type, construction, etc. (see "Wall Mounted Cabinets" on page 7).

Hutch Attachment: For key lock attachment of hutch to work surface add \$131 list and add "K" to model number.

Conference Tables

Surfaces are 1-1/8" thick solid core in standard thermal fused laminate finishes with matching or contrasting bases. All edges have matching 3mm thick protective PVC banding.

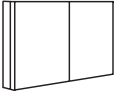

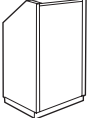
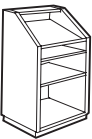

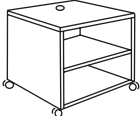
Dimensions



Description	Model	Dimensions			List Prices	Uncartoned Wgt.	Cubes
		W	L	H			
Round Top Table. Includes "X" panel base assembly.	A42DTXBZ	42" dia.		29	1004	134	22
	A48DTXBZ	48" dia.		29	1068	149	26
	A54DTXBZ	54" dia.		29	1244	184	34
	A60DTXBZ	60" dia..		29	1382	206	39
Rectangular Top Table. Includes panel leg base assembly with 12"H center stabilizer panel. 120" and 144" long tables have two piece top and three panel leg base.	A3672STPBZ	36	72	29	1530	150	17
	A4284STPBZ	42	84	29	1694	185	20
	A4896STPBZ	48	96	29	1924	234	25
	A48120STPBZ	48	120	29	2462	301	30
	A48144STPBZ	48	144	29	3071	375	38
Boat Shaped Top Table. Includes panel leg base assembly with 12"H center stabilizer panel. 120" and 144" long tables have two piece top and three panel leg base.	A4896BTPBZ	48	96	29	2308	222	25
	A48120BTPBZ	48	120	29	2900	287	30
	A48144BTPBZ	48	144	29	3684	356	38
Caspule Shaped Top Table. Includes panel leg base assembly with 12"H center stabilizer panel. 120" and 144" long tables have two piece top and three panel leg base.	A4896RTPBZ	48	96	29	2308	222	25
	A48120RTPBZ	48	120	29	2900	287	30
	A48144RTPBZ	48	144	29	3684	356	38
Power Center. 4 simplex outlets plus 6 data ports. Removable access cover. Includes circuit breaker, cord and installation. Black finish.	PCC	4	12	-	506	5	1
Retractable Power Center. 2 simplex outlets plus 2 data ports. Includes circuit breaker, cord & installation. Black finish.	RPC-1	-	-	-	236	2	-

See accessories on pages 11-14.

Presentation Furniture and Accessories

Description	Model	Dimensions			List Prices	Uncartoned Wgt.	Cubes
		D	H	W			
 <p>Conference Board. Dbl. hinged doors faced with tack panels on inside Includes markers & eraser.</p>	ADB34Z	4	48	36	1613	72	11
	ADB44Z	4	48	48	1772	96	14
	ADB45Z	4	48	60	1983	122	17
 <p>Lectern. Price includes adjustable reading light, recessed base and locking casters. Includes 3 full depth shelves.</p>	LC24Z	19	47	24	1813	80	16
	LC30Z	19	47	30	2154	97	19
 <p>Swing Doors. Includes fixed upper shelf and lock.</p>	-DL				224	8	-
	-S	12	1	22/28	198	4	-
 <p>Roll-Out Shelf. For lap top presentations. (Substitute for shelf under sloped work surface.)</p>							
 <p>Audio Visual Cabinet. 31"W x 22.5"D x 39"H upper storage area with pocket doors. Ventilated back. Cord grommet. Lower section has swing doors, 1 pull out, 1 adjustable and 1 fixed shelf. Locks, concealed casters, and 6 outlet power supply with surge suppressor.</p>	A3675AVLZ	24	75	36	3628	403	44
	Pull-out Swivel Monitor Shelf.				Add -S	264	10
 <p>Mobile Utility Cart. 2 shelves (1 adjustable), power grommet and locking twin wheel casters.</p>	AC-30UCZ	24	29	30	796	92	15