

Heritage

QUALITY CONSTRUCTION SPECIFICATIONS

MATERIAL & WORKMANSHIP:

The specifications contained herein are in compliance with current ANSI/BIFMA Standards for desk products. Veneer matching is "A" quality with no knots, objectionable grain distortion or burrows exhibited. Each veneered surface is flitch matched, using book and slip matching principles. The front modesty panels, pedestals, return panels and bookcase cabinets all have vertical grain direction. All component panels are a balanced multi-ply solid wood core construction.

WORK SURFACES:

All work surfaces are 1-1/4" inch overall thickness. The tops are picture framed with solid hardwood in a traditional edge detailing. All corners are mitre cut and hand fitted. The surfaces are of matched wood veneers, pore filled and hand burnished to a lustre finish. All tops are hot pressed for added resistance and strength.

PEDESTALS:

Pedestals are full height with vertical walls of 3/4" thick solid wood core construction. A traditionally detailed wood plinth base encircles all pedestals, with fully mitred corners. Each file pedestal, is equipped with a mechanical locking device with a field replaceable core. All pedestals are fully finished on all sides and equipped with adjustable steel floor glides.

REFERENCE SHELVES:

Heritage main desk pedestals include sliding reference shelves mounted on metal suspension slides above the top box drawer.

DRAWERS AND FILING:

All box and file drawers employ EOC'S special French dovetailed construction using 7/16" thick maple grained wooden drawer sides and backs. This provides more storage space (than 5 sided drawers) and prevents the drawer head from accidentally coming off. The drawer bottoms are groove fitted into the sides and back and secured on the underside by a hot melt glue. A 7/16" thick 2 1/2" wide wood cross brace reinforces the underside of

all box and file drawer bottoms in the main desk pedestals. The top edges of all drawer sides are slightly radiused. All file drawers operate on heavy duty full progressive suspension, captive metal slides. Box drawers are equipped with 3/4" suspension, heavy duty captive metal slides. Desk returns and credenza file drawers are equipped with file folder frames that adapt for both letter and legal size folders. The desk file drawers are equipped with hanging rails that permit 2 rows of letter or 1 row of legal size cross filing, as well as letter size length filing. All drawer slides carry a lifetime replacement warranty.

The drawer faces are of 3 ply construction with book matched veneers. Each drawer is hand fit and equipped with a solid brass pull. The tops and sides of the drawer face are wood veneer banded, with all corners and edges filed and sanded to eliminate sharp corners or snags.

Heritage drawer pedestals include a 3" high top box drawer, 4" high middle drawer and 11" high file drawer. The main desk file drawers have 26" of front to back filing capacity. Each drawer will accept two rows of letter size folders cross-filed.

CENTER DRAWERS:

All Heritage desks come standard equipped with a full width center drawer mounted on metal suspension slides. The drawer has a pair of solid brass pulls and a full width hardwood pencil tray.

CENTRAL LOCKING SYSTEM:

The center drawer activates a central locking system on all Heritage desks. The drawer automatically locks all desk pedestals when locked. The lock core is field re-keyable.

MODESTY PANELS:

All modesty panels are 3/4" thick solid wood core three ply construction. The wood veneer grain direction runs vertically on both the exposed and knee hole side of the desk.

CREDENZAS:

Heritage credenzas are now available in 68", 74", 98" and 110" standard widths. They are available with a choice of storage and filing pedestals and cabinets. Their interior and outside backs are fully finished in "A" grade sequence matched veneers.

MODULAR DESKS:

Modular desk systems include "L", "U", task stations and reception desks. The edge details are specially hand fitted for a custom cabinet look. All pedestals, base cabinets and full height modesty panels include a full perimeter molding with mitered corner fits. All cabinetry is fully finished on all sides and include adjustable leveling glides.

MOLDINGS:

The front and side panels of all desk pedestals are detailed with decorative hardwood panel moldings. These same detailings appear on the back and side of the return pedestal and each side of the credenza.

CABINETS:

Wood cabinets have fully finished "A" grade sequence matched veneers on the interiors and exterior sides. All outside backs are finished. The overhead cabinets can be suspended between cabinets of equal height. All base units have adjustable glides for leveling on uneven floor surfaces.

WOOD FINISHES:

EOC's new precatalyzed conversion varnish is a multi-step process using the latest technology. It provides advanced stain and mar resistance, easy maintenance and lasting beauty. Stains are hand rubbed (not sprayed) to maximize the wood's beautiful burls and cathedrals. A sealer is applied under all work surfaces to provide a moisture barrier. Veneers and hardwoods are selected, graded, flitch matched and applied to maximize the characteristics and beauty of the natural wood grain. All finishes are in strict compliance with OSHA and AQMD requirements.



Executive Office Concepts • Elements of Care



Heritage

EOC's Heritage collection provides a world of furniture as classic as America itself. Here is hand detailed furniture built by American craftsmen that captures the pride of workmanship in years gone by. Choose from genuine solid cherry or walnut veneers and hardwoods. Mitered corner fittings, solid brass hardware and optional decorative or leather inlays make every piece of Heritage furniture a true classic.

The complete collection includes desks, credenzas, modular and storage units, reception desks, panel systems, work, conference and occasional tables, files, bookcases and seating.

Standard features include full filled luster finished tops with mitered corners and matched hardwood detailing on all cabinetry. Solid hardwood detailed pictureframe and base moldings, roller action reference shelves, full width center drawers, double depth desk file drawers, wood framed glass cabinet doors and special hand burnished finishes.

Quality Heritage construction includes fully finished cabinet interiors/exterior, French dovetailed wooden drawer sides, reinforced drawer bottoms and lifetime guaranteed full suspension drawer slides.

Note: See the Options System price list for matching Heritage panel system furniture. See the Seating/Tables price list for matching chairs and Conference Tables.



Executive Office Concepts • Elements of Care

Heritage

FINISH AND DRAWER INFORMATION

HOW TO ORDER:

When ordering, remember to include:

1. Model number and description.
2. Wood finish number and description.
3. Special top inlays, accessories, etc.
4. Lighting and accessories.

WOOD FINISHES:

Case goods and cabinetry are standard in Cherry and Walnut veneers and hardwoods. The following are available in a standard luster finish:

#1 Walnut	#13 Mahogany Walnut
18 Cherry Walnut	28 Mahogany
40 Natural Cherry (+6%)	41 Medium Cherry
46 Cranberry	47 Antique Cherry

Work surfaces are standard in a full-filled, hand burnished luster sheen, in any of the above finishes. All matching wood cabinetry is finished in a semi-filled luster finish.

DECORATIVE VENEER INLAYS:

The following decorative wood veneers are available as a surface inlay. To best exhibit their natural beauty, these veneers are not stained, unless otherwise specified. They are full filled and polished to a luster finish. Add \$34 list per square foot (rounded) of surface area to the cabinet or table list price and specify:

BIY Birds Eye Maple	FIY Figured Maple
SIY Sapeli Pommele	ZIY Zebra Wood



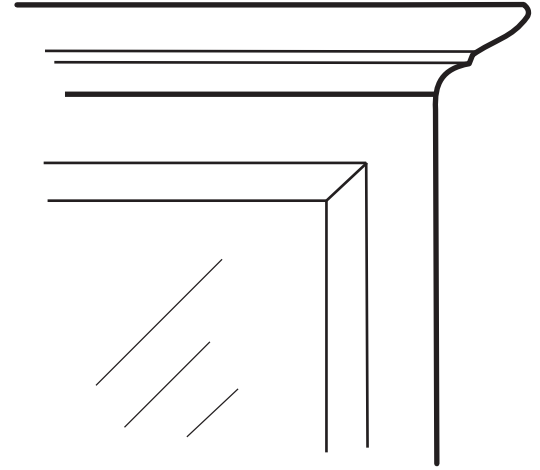
Process includes a full-filled, hand burnished luster in a natural (not stained) finish. All matching wood cabinetry is finished in a semi-filled luster. To specify, add suffix shown to the finish number.

DRAWER PULLS:

Heritage solid brass drawer pulls are standard in a polished brass finish.

DRAWER DIMENSIONS (interior):

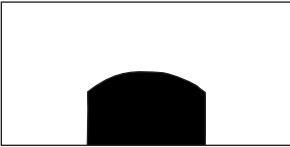




Interior Dimensions (approx. inches)	Main Desk			Credenza		
	W	D	H	W	D	H
Top Drawer	12.1	21.5	3.0	12.2	14.5	3.0
Middle Drawer	12.1	21.5	3.0	12.2	14.5	4.0
File Drawer	12.1	26.0	10.0	12.2	16.0	10.0



Heritage

DECORATIVE SURFACE INLAYS

List Prices

Description	Model	Under 72" Long Tops	72"-84" Long Tops
 <p>Center Leather Inlay. Arch shaped center inlay with flush fit stainless steel trim.</p>	LR-1	798	865
 <p>Full Leather Inlay. Three sectioned inlay with flush fit stainless steel trim.</p>	LR-2	1598	1731
 <p>Full Wood Inlay. Three sectioned veneer inlay with cross banded matching or contrasting wood veneer.</p>	WR-2	365	401
 <p>Decorative Veneer Inlay. A choice of the following decorative veneers in a natural (not stained) finish.</p>	<p>Birds Eye Maple BIY</p> <p>Sapeli Pommele SIY</p>	<p>632</p> <p>632</p>	<p>786</p> <p>786</p>
 <p>Center Laminate Inlay. For rear section of credenza or secondary work surface, where power centers may be installed. Includes flush stainless steel trim.</p>	LL-1	564	565




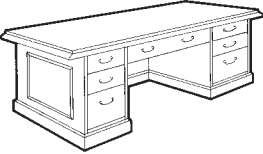

Note: The full leather and wood inlays are designed for rectangular or bow shaped work surfaces. Standard leather and laminate inlay colors are black, burgundy, dark green and dark blue.

Heritage

DESKS

Heritage prices include all detailed moldings, full filled tops, luster finishes, double depth file drawers (desks), reference shelves (desks), center drawers and central locking systems (desks and lateral files).


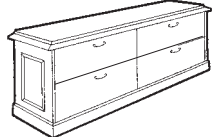
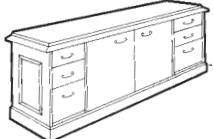

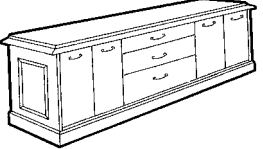
Dimensions

Description	Model	D	W	H	List Prices	Wgt.	Cubes
 Table Desk. With convenience drawer with full width hardwood pencil tray and lock.	H-66TD	30	66	30	2597	125	39
	H-72TD	36	72	30	2728	149	51
 Double Pedestal Desk. Reference shelf, 2 box, 1 file drawer in each pedestal. Center drawer with central locking system.	H-66A	30	66	30	4462	285	39
 Double Pedestal Desk. Reference shelf, 2 box, 1 file drawer in each pedestal. Center drawer with central locking system.	H-72AO	36	72	30	4485	290	51
	H-72A	36	72	30	4608	296	51
 Double Pedestal Desk. Reference shelf, 2 box, 1 file drawer in each pedestal. Center drawer with central locking system.	H-84A	42	84	30	5562	330	68
 Transaction Counter. Mounts on desk surface, raising counter height to approximately 42".	H-64TC	15	66	13	1317	109	9
	H-70TC	15	72	13	1382	115	10

Heritage


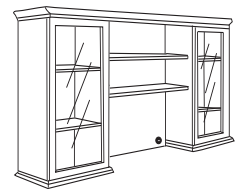
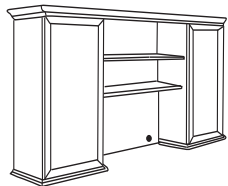
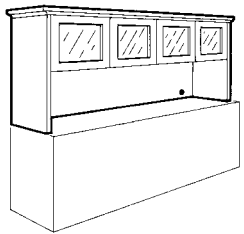
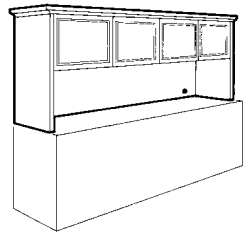
CREDENZAS

Dimensions

Description	Model	Dimensions			List Prices	Wgt.	Cubes
		D	W	H			
 <p>Credenza. 4 box and 2 file drawers with center kneehole space and full rear modesty panel.</p>	H-66ROR-C	20	68	30	3869	220	27
	H-74ROR-C	20	74	30	4021	230	29
 <p>Credenza. Two 36"W lateral files with a common base molding, one piece top and detailed side moldings. Includes central locking mechanisms.</p>	H-74SS-C	20	74	30	4409	260	29
 <p>Credenza. 4 box and 2 file drawers, with swing door bookcase and adjustable shelf.</p>	H-74RXRC	20	74	30	4283	254	29
 <p>Credenza. Two 36"W dbl. box and file drawer pedestals with a common base molding, one piece top and detailed side moldings. Includes central locking mechanisms.</p>	H-98ROR-C	20	98	30	5867	280	41
	H-110ROR-C	20	110	30	6075	294	46
 <p>Credenza. Two 36"W swing door cabinets with adjustable shelves and a center 36"W dbl. box and file drawer pedestal. Common base, top and side moldings. Central locking mechanism.</p>	H-110XSX-C	20	110	30	6808	340	46

Heritage

HUTCH CABINETS




Description	Model	Dimensions			List Prices	Wgt.	Cubes
		D	W	H			
Hutch. With wood panel doors, 13.5" inside height clearance, light valance and wire management grommet.	H-70SD	17	71	41	2775	158	32
Hutch. With glass doors, 13.5" inside height clearance, light valance and wire management grommet.	H-70GD	17	71	41	4173	158	32
Hutch. With wood panel doors, adjustable bottom center shelf and cabinet shelves and wire management grommet.	H-70BSD	17	71	49	3515	235	35
	H-94BSD	17	94	49	4592	275	45
Hutch. With glass doors, adjustable cabinet shelves and wire management grommet.	H-70BGD	17	71	49	4742	280	35
	H-94BGD	17	94	49	5928	320	45
Hutch. With 4 glass swing doors and adjustable cabinet shelves.	H-70WGD	17	71	49	6563	250	35

Hutch Attachment: For key lock attachment of hutch to work surface add \$125 list and add "K" to model number. See page 13 for task, curio and halogen lighting.

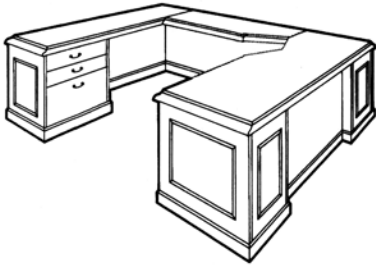
Heritage

ANGLED COMPUTER "L" AND "U" UNIT DESKS

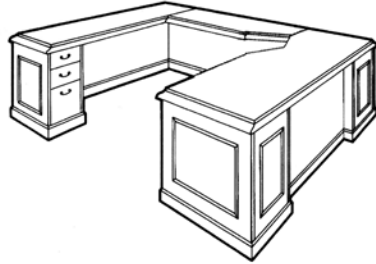
These angled desk and return tops position the computer monitor to allow comfortable occupant/guest communications. Heritage prices include all detailed moldings, full filled tops, luster finishes, double depth file drawers (desks) and central locking systems (desks and lateral files). The center drawer is omitted for a choice of computer keyboards (see page 11.)



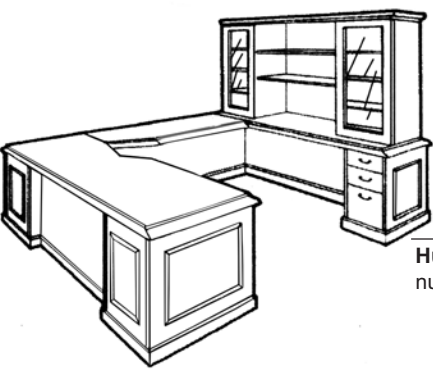
Description	Model	Dimensions			List Prices	Wgt.	Cubes
		D	W	H			
Desk. With 48" long right return. Reference shelf, 4 box and 2 file drawers.	H-72F28RDER RETURN	36 24	72 48	30 30	6251	348	67
Same - Left Return.	H-72F28RDEL RETURN	36 24	72 48	30 30	6251	348	67



U Desk. With 48" long left return and 72" long back unit. Reference shelf, 2 box and 1 file drawer in desk. 36"W 2 box/1 file pedestal in back unit.	H-72URDEL RETURN CREDENZA	36 24 20	72 48 72	30 30 30	9610	543	99
Same - Right Return.	H-72URDER RETURN CREDENZA	36 24 20	72 48 72	30 30 30	9610	543	99



U Desk. With 48" long left return and 72" long back unit. Reference shelf, 4 box and 2 file drawers.	H-72UDEL RETURN CREDENZA	36 24 20	72 48 72	30 30 30	9102	525	99
Same - Right Return.	H-72UDER RETURN CREDENZA	36 24 20	72 48 72	30 30 30	9102	525	99



U Desk. With 48" long right return and 72" long back unit. Reference shelf, 4 box, 2 file drawers and hutch with glass doors.	H-72UDERBGD RETURN CREDENZA	36 24 20	72 48 72	30 30 79	13845	747	148
Same - Left Return.	H-72UDELBGD RETURN CREDENZA	36 24 20	72 48 72	30 30 79	13845	747	148

Hutch Attachment: For key lock attachment of hutch to work surface add \$125 list and add "K" to model number. See page 13 for task, curio and halogen lighting.

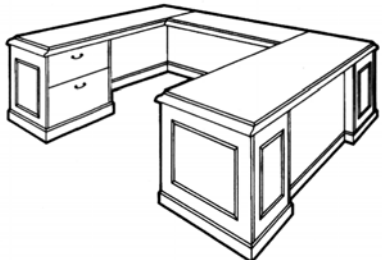
Heritage

RETURNS AND U UNITS

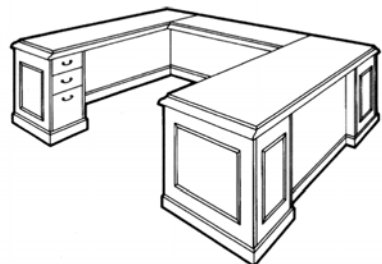
Heritage prices include all detailed moldings, full filled tops, luster finishes, double depth file drawers (desks), center drawers and central locking systems (desks and lateral files).



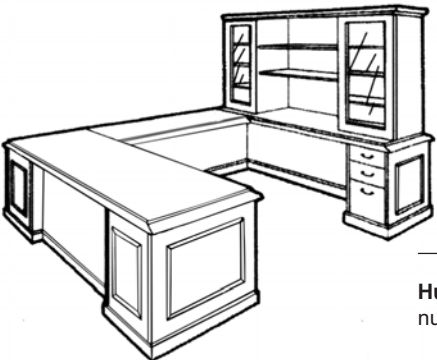
Description	Model	Dimensions			List Prices	Wgt.	Cubes
		D	W	H			
Desk. With 48" long right return. 1 center drawer, 4 box and 2 file drawers.	H-66F8RDR	30	66	30	5699	318	55
	H-72F8RDR	36	72	30	5849	358	67
	RETURN	20	48	30			
Same - Left Return.	H-66F8RDL	30	66	30	5699	318	55
	H-72F8RDL	36	72	30	5849	358	67
	RETURN	20	48	30			



U Desk. With 48" long left return and 72" long back unit. 1 center, 1 reference shelf, 2 box and 1 file drawer in desk. 36"W 2 drawer lateral in back unit.	H-72USDL	36	72	30	9208	553	99
	RETURN	20	48	30			
	CREDENZA	20	72	30			
Same - Right Return.	H-72USDR	36	72	30	9208	553	99
	RETURN	20	48	30			
	CREDENZA	20	72	30			



U Desk. With 48" long left return and 72" long back unit. Reference shelf, 1 center, 4 box and 2 file drawers.	H-72UDL	36	72	30	8700	35	99
	RETURN	20	48	30			
	CREDENZA	20	72	30			
Same - Right Return.	H-72UDR	36	72	30	8700	535	99
	RETURN	20	48	30			
	CREDENZA	20	72	30			



U Desk. With 48" long right return and 72" long back unit. Reference shelf, 1 center, 4 box, 2 file drawers and hutch with glass doors.	H-72UDRBGD	36	72	30	13443	757	148
	RETURN	20	48	30			
	CREDENZA	20	72	79			
Same - Left Return.	H-72UDLBGD	36	72	30	13443	757	148
	RETURN	20	48	30			
	CREDENZA	20	72	79			

Hutch Attachment: For key lock attachment of hutch to work surface add \$125 list and add "K" to model number. See page 13 for task, curio and halogen lighting.

Heritage

CREDENZA STATIONS



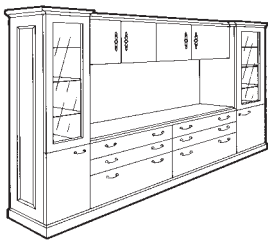
Description	Model	Dimensions			List Prices	Wgt.	Cubes
		D	W	H			
Open Shelf Cabinet. With double doors below. 3 fixed and 3 adjustable shelves. Includes lock.	HV-3675MODL	20	38	79	4419	166	34
Same - with a glass doors.	HV-3675MGDL	20	38	79	5774	200	34



Glass Door Showcase. With 4 convenience drawers and central locking system. 1 fixed and 3 adjustable glass shelves. Includes showcase door locks.	HV-3675MGWL	20	38	79	7396	211	34
---	--------------------	----	----	----	------	-----	----



Credenza Station. Two 18"W glass showcases, swing door overhead storage unit, two media cases, double box/file drawer pedestal, 20" x 36" top. Includes showcase door locks.	HV-72DRDWL	20	74	79	13298	438	66
--	-------------------	----	----	----	-------	-----	----



Credenza Station. Two 18"W single door showcases, 72"W swing door overhead unit, two 36"W double box/file pedestals, two single door media cases, 20" x 72" top. Includes showcase door locks.	HV-108DRRDWL	20	110	79	17414	625	89
--	---------------------	----	-----	----	-------	-----	----

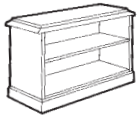
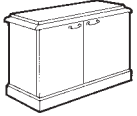



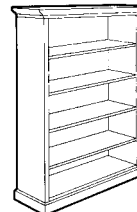


Credenza Station. Two 36"W glass showcases, 36"W swing door overhead unit, two 36"W two box/file drawer pedestals, media case and 20" x 36" work surface. Includes showcase door locks.	HV-108RDRWL	20	110	79	19367	640	102
---	--------------------	----	-----	----	-------	-----	-----

Hutch Attachment: For key lock attachment of hutch to work surface add \$125 list and add "K" to model number . See page 13 for task, curio and halogen lighting.

Heritage




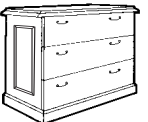

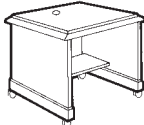
BOOKCASES

Description	Model	Dimensions			List Prices	Wgt. Cubes	
		D	W	H			
 <p>Bookcase. 30"H with 2 shelves (1 adjustable).</p>	H-3624BR	14	38	30	1312	60	12
 <p>Bookcase. 30"H with 2 shelves (1 adjustable) and swing doors.</p>	H-3624BDR	15	38	30	1805	76	13
 <p>Bookcase. 54"H with 4 shelves (3 adjustable).</p>	H-3648BR	14	38	54	1681	91	21
 <p>Same - with swing doors.</p>	H-3648BDR	15	38	54	2299	110	22
 <p>Bookcase. 54"H with 4 shelves (3 adjustable) and glass swing doors.</p>	H-3648BGDR	15	38	54	2465	111	22
 <p>Bookcase. 79"H with 3 adjustable and 2 fixed shelves.</p>	H-3672BR	14	38	79	2059	110	28

Heavy Duty Shelf Option: To substitute 1-1/4" thick for standard 3/4" thick bookcase shelves, add suffix "-HD" to model number and \$21.00 list per shelf.

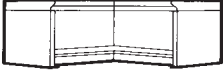



Heritage

FILES/COMPUTER TABLES

Description	Model	Dimensions			List Prices	Wgt.	Cubes
		D	W	H			
 <p>Two Drawer Lateral File. Accepts 2 rows of front to back letter and legal size hanging folders. Includes 1-1/4" detailed top, molding and central locking mechanism.</p>	H-S30LFRL	20	32	30	1833	120	14
	H-S36LFRL	20	38	30	1905	130	16
 <p>Vertical Storage Unit. Shelves adjust on 1" increments. 2 lateral file drawers accept letter and legal size folders. Includes 1-1/4" detailed top, molding. Finished back. Shipped in 2 sections.</p>	H-379LB	20	38	79	3365	220	41
 <p>Vertical Storage Unit. Glass shelves adjust on 1" increments. 2 lateral file drawers accept letter and legal size folders. Includes 1-1/4" detailed top, molding. Finished back. With swing doors. Shipped in 2 sections.</p>	H379LBD	20	38	79	4115	240	41
 <p>Three Drawer Lateral File. Accepts 2 rows of front to back letter and legal size hanging folders. Includes 1-1/4" detailed top, molding and central locking mechanism.</p>	H-Y30LFRL	20	32	54	2800	155	19
	H-Y36LFRL	20	38	54	2924	178	22
 <p>Four Drawer Lateral File. Accepts 2 rows of front to back letter and legal size hanging folders. Includes 1-1/4" detailed top, molding and central locking mechanism.</p>	H-M30LFRL	20	32	54	2640	189	25
	H-M36LFRL	20	38	54	3490	226	29
 <p>Mobile VDT Table. Locking twin wheel casters. 12"D shelf. Power sleeve in top.</p>	H-NMCXC	25	30	29	1326	97	16

Heritage

OVERHEAD STORAGE UNITS

Description	Model	Dimensions			List Prices	Wgt.	Cubes
		D	W	H			
 Corner Open Shelf Unit. With enclosed top.	HV-3636COS	17	36	19	2382	71	19
 Open Shelf Unit. With enclosed top.	HV-36OS	17	36	19	1191	45	10
	HV-54OS	17	54	19	1455	70	15
	HV-72OS	17	72	19	1766	85	17
 Swing Door Unit. 13-3/4" inside depth	HV-36MD	17	36	19	1412	60	10
	HV-54MD	17	54	19	1787	99	15
	HV-72MD	17	72	19	2035	121	17
 Glass Swing Door Unit. 13 3/4" inside depth.	HV-36MG	17	36	19	2376	60	10
	HV-54MG	17	54	19	2668	99	15
	HV-72MG	17	72	19	2974	121	17

Note: For wall mounting brackets add "Z" to model number and \$32.00 list.
Outside backs are in a cabinet grade finish.

Wall Mounting Information:

Wall mounted cabinets include separate cleats for the wall but do not include wall attachment hardware. It is the responsibility of the installer to use the correct hardware, based on the wall type, construction, etc. (see "Wall Mounted Cabinets" on page 7).

Clearance Dimensions:



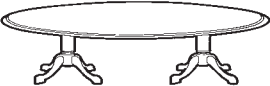
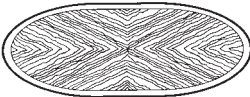
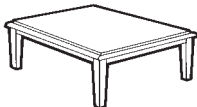
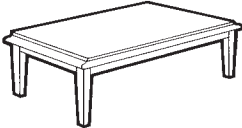
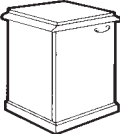
Shelf height = 12"
Shelf Depth = 13.5"

Clearance between worksurface and double overhead cabinets on 77" high system = 31".

Lighting, Tack Panels and Organizers - See Accessories.

Heritage

TABLES

	Description	Model	Dimensions			List Prices	Wgt.	Cubes
			D	W	H			
	Round Table.	H-42DTQU	42" dia.		29	3122	90	31
	Cabriole base.	H-48DTQU	48" dia.		29	3339	105	35
	Same - with Sunburst veneer inlaid top.	H-42DTSQU	42" dia.		29	4021	90	31
		H-48DTSQU	48" dia.		29	4265	105	35
	Elliptical Table.	H-4896TQU	48	96	29	7705	210	70
	Cabriole base.							
	Same - with Diamond veneer inlaid top.	H-4896TSQU	48	96	29	8838	210	70
	Heritage Table.	H-1818	18	18	16	902	17	4.5
	Walnut hardwoods and veneers.	H-2426	24	26	16	1033	24	7.8
		H-3131	31	31	16	1224	37	11.3
		H-24260	24	26	20	1120	27	9.3
		H-31310	31	31	20	1363	40	13.9
	Heritage Table.	H-2446	24	46	16	1488	43	13.3
	Walnut hardwoods and veneers.	H-2060	20	60	30	1666	50	26.5
	Heritage Table Cabinet. Right swing door. One adjustable shelf. Walnut hardwoods and veneers.	H-1824MDR	21	21	29	1636	57	9.5