

Lafayette

QUALITY CONSTRUCTION SPECIFICATIONS

MATERIAL & WORKMANSHIP:

The specifications contained herein are in compliance with current ANSI/BIFMA Standards for desk products. Veneer matching is "A" quality with no knots, objectionable grain distortion or burrows exhibited. Each veneered surface is flitch matched, using book and slip matching principles. The front modesty panels, pedestals, return panels and bookcase cabinets all have vertical grain direction. All component panels are of a balance multi-ply solid wood core construction.

WORK SURFACES:

All work surfaces are 1-1/4" inch over all thickness and of multi-ply construction. The tops are picture framed with solid hardwood in a traditional edge detailing. The surfaces are of matched wood veneers, pore filled and hand burnished to a luster finish. All tops are hot pressed for added resistance and strength.

HIGH PRESSURE LAMINATE TOPS:

They are 1.25" thick and of 3 ply construction with a seamless solid hardwood detailed perimeter. Because of variances in wood colorations, exact color matches cannot be guaranteed.

PEDESTALS:

Lafayette pedestals are full height with vertical walls of 3/4" thick solid wood core construction. A traditionally detailed wood plinth base encircles all pedestals, with fully mitered corners. They are fully finished on all sides and backs and equipped with adjustable steel floor glides.

DRAWERS AND FILING:

All box and file drawers employ French dovetailed construction using 7/16" thick drawer sides and backs. The drawer bottoms are groove fitted into the sides and back and secured on the underside by a hot melt glue. A 7/16" thick 2- 1/2" wide wood cross brace reinforces the underside of all box and file drawer bottoms in the main desk pedestals. The top edges of all drawer sides are slightly radiused. The drawer interiors are maple

grained wood core construction. All file drawers operate on heavy duty full ball-bearing progressive suspension metal slides. Box drawers are equipped with 3/4" suspension heavy duty metal slides. Desk returns and credenza file drawers are equipped with file folder frames that adapt for both letter and legal size file folders. The desk file drawers are equipped with hanging rails that permit letter or legal size cross filing, as well as letter size length filing.

The drawer faces are of three ply construction with book matched veneers. Each drawer is hand fit and equipped with a solid brass pull. The tops and sides of the drawer face are wood veneer banded, with all corners and edges filed and sanded to eliminate sharp corners or snags.

CENTER DRAWER:

All Lafayette desks come standard equipped with a full width center drawer mounted on metal suspension slides. The drawer has a pair of solid brass pulls and a full width hardwood pencil tray.

CENTRAL LOCKING SYSTEM:

The center drawer activates a central locking system on all Lafayette desks. The drawer automatically locks all desk pedestals when closed and locked. The lock core is field re-keyable.

MODESTY PANELS:

All modesty panels are 3/4" thick solid wood core three ply construction. They are recessed on all desks and returns. The wood veneer grain direction runs vertically on both the exposed and knee hole side of the desk. The modesty panel is mounted in such a way so as to be field replaceable with a powered Phillips bit screw driver.

CREDENZAS:

Lafayette credenzas are now available in 68", 74", 98" and 110" standard widths. They are available with a choice of storage and filing pedestals and cabinets. Their interior and

outside back are fully finished in "A" grade sequence matched veneers.

MODULAR DESKS:

Modular desking systems include "L", "U", task stations and receptions desks. The edge details are specially hand fitted for a custom cabinet look. All pedestals, base cabinets and full height modesty panels include a full perimeter molding with mitered corner fits. All cabinetry is fully finished on all sides and include steel leveling glides.

CABINETS:

Wood cabinets have fully finished "A" grade sequence matched veneers on the interior and exterior sides. All outside backs are finished. The overhead cabinets can be suspended between cabinets of equal height. All base units have adjustable glides for leveling on uneven floor surfaces.

MOLDINGS:


The front and side panels of all desk pedestals are available with detailed decorative hardwood panel moldings (when specified). These same detailings are also available on the back and side of the return pedestal and each side of the credenza at extra charge (see accessories).

WOOD FINISHES:

EOC's new precatalyzed conversion varnish is a multi-step process using the latest technology. It provides advanced stain and mar resistance, easy maintenance and lasting beauty. Stains are hand rubbed (not sprayed) to maximize the wood's beautiful burls and cathedrals. A sealer is applied under all work surfaces to provide a moisture barrier. Veneers and hardwoods are selected, graded, flitch matched and applied to maximize the characteristics and beauty of the natural wood grain. All finishes are in strict compliance with OSHA and AQMD requirements.



Executive Office Concepts • Elements of Care



Lafayette

The Lafayette collection provides a broad based selection of quality traditional office furniture at exceptional values. Choose from Appalachian cherry or American walnut hardwoods and veneers in a choice of crystal clear finishes. Solid brass hardware and optional decorative inlaid tops are part of Lafayette's rich legacy.

The complete collection includes desks, credenzas, modular units, transaction counters, terminal stations, overstorage units, tables, files, bookcases and seating.

Features include full filled luster finished tops, hardwood detailed trim, base moldings and full width center drawers with hardwood pencil trays.

Lafayette construction includes fully finished cabinet interiors/exterior, French dovetailed wooden drawer sides, reinforced drawer bottoms and lifetime guaranteed full suspension drawer slides.

Note: See the Seating/Tables price list for matching Lafayette chairs and conference tables.



Executive Office Concepts • Elements of Care

Lafayette

FINISH AND DRAWER INFORMATION

HOW TO ORDER:

When ordering, remember to include:

1. Model number and description.
2. Wood finish number and description.
3. Special top inlays, accessories, etc.
4. Lighting and accessories.

WOOD FINISHES:

Casegoods and cabinetry are standard in Cherry and Walnut veneers and hardwoods. The following are available in a standard luster finish:

#1 Walnut	#13 Mahogany Walnut
18 Cherry Walnut	28 Mahogany
40 Natural Cherry (+6%)	41 Medium Cherry
46 Cranberry	47 Antique Cherry

DECORATIVE VENEER INLAYS:

The following decorative wood veneers are available as a surface inlay. To best exhibit their natural beauty, these veneers are not stained, unless otherwise specified. They are full filled and polished to a luster finish. Add \$31 list per square foot (rounded) of surface area to the cabinet or table list price and specify:

BIY Birds Eye Maple	FIY Figured Maple
SIY Sapeli Pommele	ZIY Zebra Wood


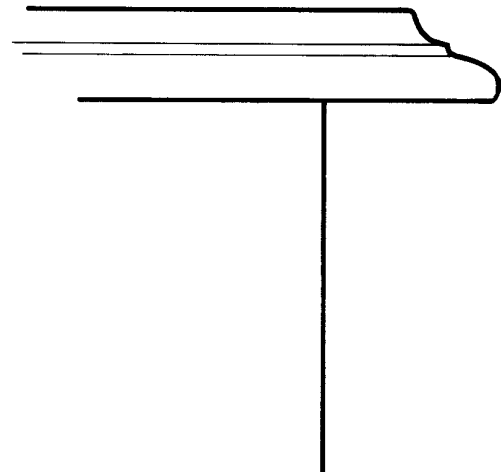

Process includes a full-filled, hand burnished luster in a natural (not stained) finish. All matching wood cabinetry is finished in a semi-filled luster. To specify, add suffix shown to the finish number.

DRAWER PULLS:

Lafayette solid brass drawer pulls are standard in a polished brass finish.

DRAWER DIMENSIONS (interior):

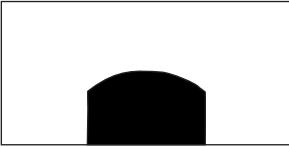




Interior Dimensions (approx. inches)	Main Desk			Credenza		
	W	D	H	W	D	H
Top Drawer	12.1	21.5	3.0	12.2	14.5	3.0
Middle Drawer	12.1	21.5	3.0	12.2	14.5	4.0
File Drawer	12.1	26.0	10.0	12.2	16.0	10.0



Lafayette

DECORATIVE SURFACE INLAYS

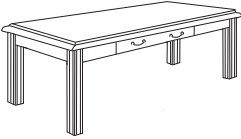

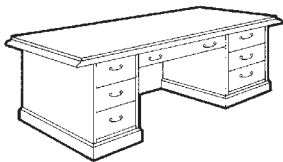
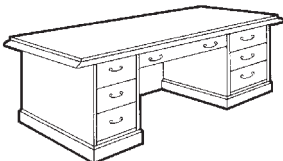
List Prices

Description	Model	Under 72" Long Tops	72"-84" Long Tops
 <p>Center Leather Inlay. Arch shaped center inlay with flush fit stainless steel trim.</p>	LR-1	798	777
 <p>Full Leather Inlay. Three sectioned inlay with flush fit stainless steel trim.</p>	LR-2	1598	1555
 <p>Full Wood Inlay. three sectioned veneer inlay with cross banded matching or contrasting wood veneer.</p>	WR-2	365	360
 <p>Decorative Veneer Inlay. A choice of the following decorative veneers in a natural (not stained) finish.</p> <p style="text-align: center;">Birds Eye Maple Sapeli Pommele</p>	<p style="text-align: center;">BIY SIY</p>	<p style="text-align: center;">632 632</p>	<p style="text-align: center;">706 706</p>
 <p>Center Laminate Inlay. For rear section of credenza or secondary work surface, where power centers may be installed. Includes flush stainless steel trim.</p>	LL-1	565	508

Note: The full leather and wood inlays are designed for rectangular or bow shaped work surfaces. Standard leather and laminate inlay colors are black, burgundy, dark green and dark blue.



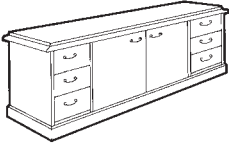

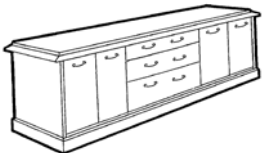
Lafayette

DESKS

Description	Model	Dimensions			List Prices	Wgt.	Cubes
		D	W	H			
 <p>Table Desk. With convenience drawer, full width hardwood pencil tray and lock.</p>	L-72TCD	36	72	29	2039	149	51
 <p>Double Pedestal Desk. Recessed modesty panel. 1 box, 1 file drawer in each pedestal. Center drawer with central locking system.</p>	L-66A	30	66	29	2908	285	39
 <p>Double Pedestal Desk. Recessed modesty panel. 1 box, 1 file drawer in each pedestal. Center drawer with central locking system.</p>	L-72A	36	72	29	3027	296	51
 <p>Double Pedestal Desk. Recessed modesty panel. 1 box, 1 file drawer in each pedestal. Center drawer with central locking system.</p>	L-84A	42	84	29	3878	330	68

Lafayette

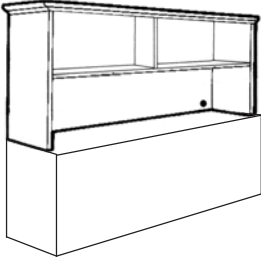
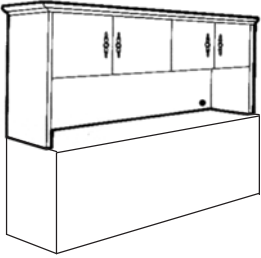



CREDENZAS AND STORAGE UNITS

Description	Model	Dimensions			List Prices	Wgt.	Cubes
		D	W	H			
<p>Credenza. 2 box and 2 file drawers and full rear modesty panel.</p> 	L-66HOH-C	20	66	29	2499	220	27
	L-72HOH-C	20	72	29	2565	230	29
<p>Credenza. Two 36"W lateral files with a common base molding and one piece top. Includes central locking mechanisms.</p> 	L-74SS-C	20	74	29	3991	260	29
<p>Credenza. 2 box and 2 file drawers with swing door bookcase and adjustable shelf.</p> 	L-66HSH-C	20	66	29	2742	240	27
	L-72HSH-C	20	72	29	2821	254	29
<p>Credenza. Two 36"W. dbl. box and file drawer pedestals with a common base molding and one piece top. Includes central locking mechanisms.</p> 	L-98ROR-C	28	98	29	5867	280	41
	L-110ROR-C	28	110	29	6075	294	46
<p>Credenza. Two 36"W swing door cabinets with adjustable shelves and a center 36"W dbl. box and file drawer pedestal. Common base molding, top and central locking mechanism.</p> 	L-110XSX-C	20	110	29	6808	340	46

Lafayette

HUTCH CABINETS

Dimensions

Description	Model	Dimensions			List Prices	Wgt.	Cubes
		D	W	H			
 <p>Hutch. With 13.5" inside shelf height clearance, light valance and wire management grommet.</p>	L-70S	17	71	41	2323	140	32
 <p>Hutch. With swing doors, 13.5" inside shelf height clearance, light valance and wire management grommet.</p>	L-70SD	17	71	41	3159	220	32
 <p>Hutch. With wood panel doors, adjustable bottom center shelf and cabinet shelves and wire management grommet.</p>	L-70BSD	17	71	49	3515	235	35
	L-94BSD	17	94	49	4592	275	45
 <p>Hutch. With glass doors, adjustable cabinet shelves and wire management grommet.</p>	L-70BGD	17	71	49	4742	280	35
	L-94BGD	17	94	49	5928	320	45
 <p>Hutch. With 4 glass swing door and adjustable cabinet shelves.</p>	L-70WGD	17	71	49	6563	250	35

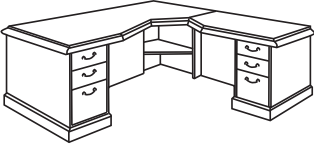
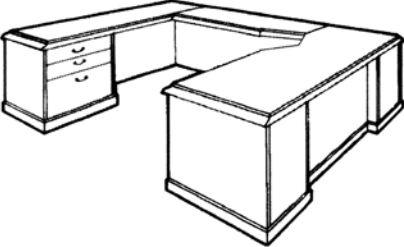
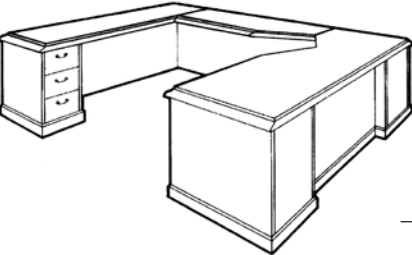

Hutch Attachment: For key lock at achment of hutch to work surface add \$125 list and add "K" to model number . See page 13 for task, curio and halogen lighting.

Lafayette

ANGLED COMPUTER "L" AND "U" UNIT DEKS

These angled desk and return tops position the computer monitor to allow comfortable occupant/guest communications. The center drawer is omitted for optional keyboards (see page 11.)



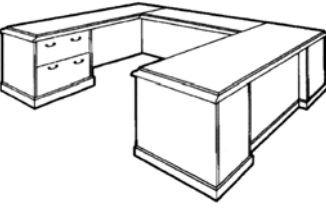
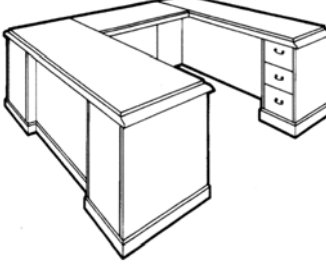
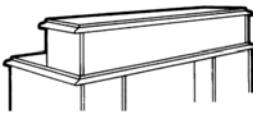
Dimensions

Description	Model	Dimensions			List Prices	Wgt.	Cubes
		D	W	H			
 <p>Desk. With 48" long right return. 4 box and 2 file drawers.</p>	L-72F8RDER	36	72	29	4541	358	67
	RETURN	24	48	29			
<p>Same - Left Return.</p>	L-72F8RDEL	36	72	29	4541	358	67
	RETURN	24	48	29			
 <p>U Desk. With 48" long left return and 72" long back unit. 1 reference shelf, 2 box 1file drawer in desk. 36"W 2 drawer lateral in back unit.</p>	L-72USDEL	36	72	29	6514	543	99
	RETURN	24	48	29			
	CREDENZA	20	72	29			
<p>Same - Right Return.</p>	L-72USDER	36	72	29	6514	543	99
	RETURN	24	48	29			
	CREDENZA	20	72	29			
 <p>U Desk. With 48" long left return and 72" long back unit. Reference shelf, 4 box and 2 file drawers.</p>	L-72UDEL	36	72	29	6034	525	99
	RETURN	24	48	29			
	CREDENZA	20	72	29			
<p>Same - Right Return.</p>	L-72UDER	36	72	29	6034	525	99
	RETURN	24	48	29			
	CREDENZA	20	72	29			
 <p>U Desk. With 48" long right return and 72" long back unit. Reference shelf, 4 box, 2 file drawers and hutch with glass doors.</p>	L-72UDERBGD	36	72	29	10776	747	148
	RETURN	24	48	29			
	CREDENZA	20	72	79			
<p>Same - Left Return.</p>	L-72UDELBGD	36	72	29	10776	747	148
	RETURN	24	48	29			
	CREDENZA	20	72	79			

Hutch Attachment: For key lock attachment of hutch to work surface add \$125 list and add "K" to model number. See page 13 for task, curio and halogen lighting.

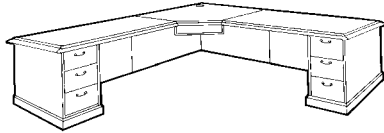
Lafayette

RETURNS AND U UNITS

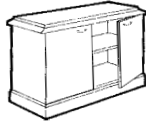
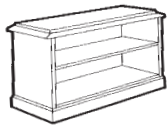
Description	Model	Dimensions			List Prices	Wgt.	Cubes
		D	W	H			
 <p>Desk. With 48" long right return. 1 center drawer, 2 box and 2 file drawers.</p>	L-66F8HR	30	66	29	3786	318	55
	L-72F8HR	36	72	29	4141	358	67
	RETURN	20	48	29			
 <p>Desk. With 48" long left return. 1 center drawer, 2 box and 2 file drawers.</p>	L-66F8HL	30	66	29	3786	318	55
	L-72F8HL	36	72	29	4141	358	67
	RETURN	20	48	29			
 <p>U Desk. With recessed front modesty panel. 1 center, 1 box and 1 file drawer in desk. 36"W credenza. 2 drawer lateral file in back credenza.</p>	L-66USDL	30	66	29	5970	523	86
	RETURN	20	48	29			
	CREDENZA	20	66	29			
	L-72USDL	36	72	29	6116	545	99
	RETURN	20	48	29			
	CREDENZA	20	72	29			
<p>Same - with right return.</p>	Substitute "R" for "L".						
 <p>U Desk. With recessed front modesty panel. 1 center, 1 box and 1 file drawer desk. 1 box/file drawer pedestal in back credenza.</p>	L-66UDR	30	66	29	5495	523	86
	RETURN	20	48	29			
	CREDENZA	20	66	29			
	L-72UDR	36	72	29	5634	545	99
	RETURN	20	48	29			
	CREDENZA	20	72	29			
<p>Same - with left return.</p>	Substitute "L" for "R".						
 <p>Transaction Counter. Mounts on desk surface, raising counter height to approx. 42".</p>	L-64TC	15	66	13	1317	109	9
	L-70TC	15	72	13	1382	115	10

Lafayette

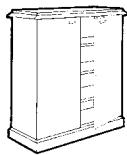
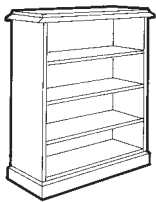
CORNER STATIONS/BOOKCASES AND MOLDING OPTIONS



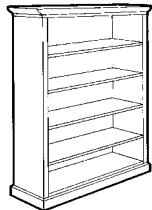
Description	Model	Dimensions			List Prices	Wgt.	Cubes
		D	W	H			
Corner Work Center. 42" x 42" corner unit with 48" x 24" wing units. Includes 2 box, 2 file drawers and wooden center keyboard drawer with grommet.	LC-42CTF	42	42	29	2046	113	35
	LC-48AKTL	24	48	29	2108	197	23
	LC-48AKTR	24	48	29	2108	197	23
	KD	9.5	23	4	355	5	1
	Total				6617	512	82



Bookcase. 30"H with 2 shelves (1 adjustable).	L-3624BR	14	38	30	1062	60	12
Same - with swing doors.	L-3624BDR	15	38	30	1508	76	13
Same - 20" Deep.	L-3620BDR	20	38	30	1856	103	16




Bookcase. 54"H with 4 shelves (3 adjustable).	L-3648BR	14	38	54	1367	91	21
Same - with swing doors.	L-3648BDR	15	38	54	1927	111	23



Bookcase. 79"H with 3 adjustable shelves and 2 fixed shelves. Top and base detailing.	L-3672BR	14	38	79	1852	110	28
---	-----------------	----	----	----	------	-----	----

OPTIONAL PANEL MOLDINGS

Add suffix below to model number.

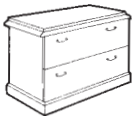




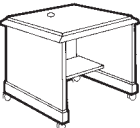


Front and side molding on desk.	LM-1	-	-	-	250	-	-
Back and side molding on return.	LM-2	-	-	-	149	-	-
Side molding on credenza or file.	LM-3	-	-	-	140	-	-

Heavy Duty Shelf Option: To substitute 1-1/4" thick for standard 3/4" thick bookcase shelves, add suffix "-HD" to model number and \$21.00 list per shelf.

Lafayette

FILING SYSTEMS/COMPUTER TABLES

Description	Model	Dimensions			List Prices	Wgt.	Cubes
		D	W	H			
 <p>Two Drawer Lateral File. Accepts letter and legal size hanging folders. Includes 1-1/4" detailed top and central locking mechanism.</p>	L-S30LFRL	20	32	30	1693	120	14
	L-S36LFRL	20	38	30	1765	130	16
 <p>Vertical Storage Unit. Shelves adjust on 1" increments. 2 lateral file drawers accepts letter and legal size folders. Includes 1-1/4" detailed top and central locking mechanism. Finished back. Shipped in 2 sections.</p>	L-379LB	20	38	79	3223	220	41
	L-379LBD	20	38	79	3975	240	41
 <p>Vertical Storage Unit. Glass shelves adjust on 1" increments. 2 lateral file drawers accept letter and legal size folders. Includes 1-1/4" detailed top and central locking mechanism. Finished back. With swing doors. Shipped in 2 sections.</p>	L-Y30LFRL	20	32	54	2660	155	19
	L-Y36LFRL	20	38	54	2782	178	22
 <p>Three Drawer Lateral File. Accepts letter and legal size hanging folders. Includes 1-1/4" detailed top and central locking mechanism.</p>	L-M30LFRL	20	32	54	3154	189	25
	L-M36LFRL	20	38	54	3349	226	29
 <p>Four Drawer Lateral File. Accepts letter and legal size hanging folders. Includes 1-1/4" detailed top and central locking mechanism.</p>	L-M30LFRL	20	32	54	3154	189	25
	L-M36LFRL	20	38	54	3349	226	29
 <p>Mobile VDT Table. Locking twin wheel casters. 12"D shelf. Power sleeve in top.</p>	L-NMCXC	25	30	29	1185	97	16

Hutch Attachment: For key lock attachment of hutch to work surface add \$125 list and add "K" to model number . See page 13 for task, curio and halogen lighting.