

# Performance™

## QUALITY CONSTRUCTION SPECIFICATIONS

### **MATERIAL & WORKMANSHIP:**

The specifications contained herein are in compliance with the ANSI/BIFMA Standards for desks. All exposed hardwoods and veneers are plain-sliced. Veneer matching is "A" quality with no knots, objectionable grain distortion or burrows exhibited. Each veneered surface is flitch matched, using book and slip matching principles. The modesty panels, panel legs, pedestals and cabinets all have vertical grain direction. All component panels are of a balanced multi-ply construction with a solid wood core. Tops are hot pressed for added resistance and strength.

The desk consists of a modular assembly of component parts that include the top, leg panels, modesty panel and drawer pedestals, all of which are field replaceable by use of a powered Phillips bit screw driver.

### **WORK SURFACES:**

All work surfaces are of laminate plastic or matched wood veneers with either a PVC or a hardwood banding and balanced backing sheets. Laminates are color and texture grain matched to the wood veneer finishes as closely as possible.

### **REVEAL STRIPS:**

Under each work surface mounts a 1/8" thick decorative wood reveal strip that attaches to the top of each desk panel leg. All edges are sanded smooth and finished.

### **PANEL LEGS:**

All panel legs are 1-1/4" in overall thickness with a multi-ply wood core construction. The base and the vertical edges are of matching hardwood. Two metal T-nuts are inserted into the hardwood banding which receive 1" long chrome plated fully adjustable, rubber cushioned steel leveling glides.

### **EDGE DETAIL OPTION:**

Work surfaces are available in a choice of PVC or hardwood edge detailing. They are flush fit to the optional wood veneer or laminate surface.

### **PEDESTALS AND LOCKS:**

The pedestal's vertical walls are 3/4" thick

solid wood core construction with wood veneer on all exposed surfaces. All drawer pedestals are field replaceable and/or interchangeable by use of a powered Phillips bit screw driver. All pedestals have completely closed and finished bottoms. Each desk file pedestal is equipped with a mechanical locking bar device that secures all drawers within the pedestal. The cylinder core is field replaceable for ease of re-keying or sequencing lock numbers.

### **DRAWERS AND FILING:**

All box and file drawers employ French dovetailed construction using 7/16" thick Maple grained drawer sides and backs. This provides more storage space (than a 5 sided drawer) and prevents the drawer head from coming off. The drawer bottoms are groove fitted into the sides and back and secured on the underside by a hot melt glue. A 7/16" thick 2 1/2" wide wood cross brace reinforces the underside of all box and file drawer bottoms in the main desk pedestals. The top edges of all drawer sides are slightly radiused. The standard drawer front has a solid hardwood shaped side finger opening detail that softly radiuses around and blends into the veneer on the drawer face to prevent any snags or delaminations. The top of the drawer face is veneer banded and all corners and edges are filed and sanded to eliminate sharp corners or snags.

EOC drawer suspensions have a lifetime warranty. All file drawers operate on full progressive heavy duty suspension captive metal slides. Box drawers are equipped with heavy duty 3/4" suspension captive metal slides.

All file drawers are equipped with folder frames that adapt for both letter and legal size file folders. The desk file drawers are equipped with hanging rails that permit both letter and legal size cross filing as well as letter size length filling.

### **CENTER DRAWERS:**

The center drawers are of thin profile design (approximately 2" high) in order to allow for ample knee space under the work surface. They include a full width hardwood pencil tray and sloping detailed drawer front and operate on roller action captive metal slides.

### **MODESTY PANELS :**

All modesty panels are 3/4" thick solid wood core multi-ply construction. The wood veneer grain direction runs vertically on both the exposed and knee hole side of the desk. The modesty panel is mounted in such a way so as to be field replaceable with a powered Phillips bit screw driver. A one piece modesty panel is used on each desk and credenza for extra strength and stability.

### **CREDENZAS:**

Credenzas with hinged center doors include two matching wood veneer shelves, one of which is adjustable on 1" centers. The doors are equipped with adjustable hinges. The outside backs of all credenzas are fully finished in "A" grade sequence matched veneers.

### **MODULAR DESKS:**

All returns on desks are equipped with full length modular (to the floor) modesty panels. They feature the same top, leg panel, drawer and pedestal construction as herein before described. 3/4" height modesty panels are available for easy wall outlet access when specified. Desks are equipped with a 6" deep shelf running between the drawer pedestal and panel leg providing extra strength and storage space.

### **CABINETS:**

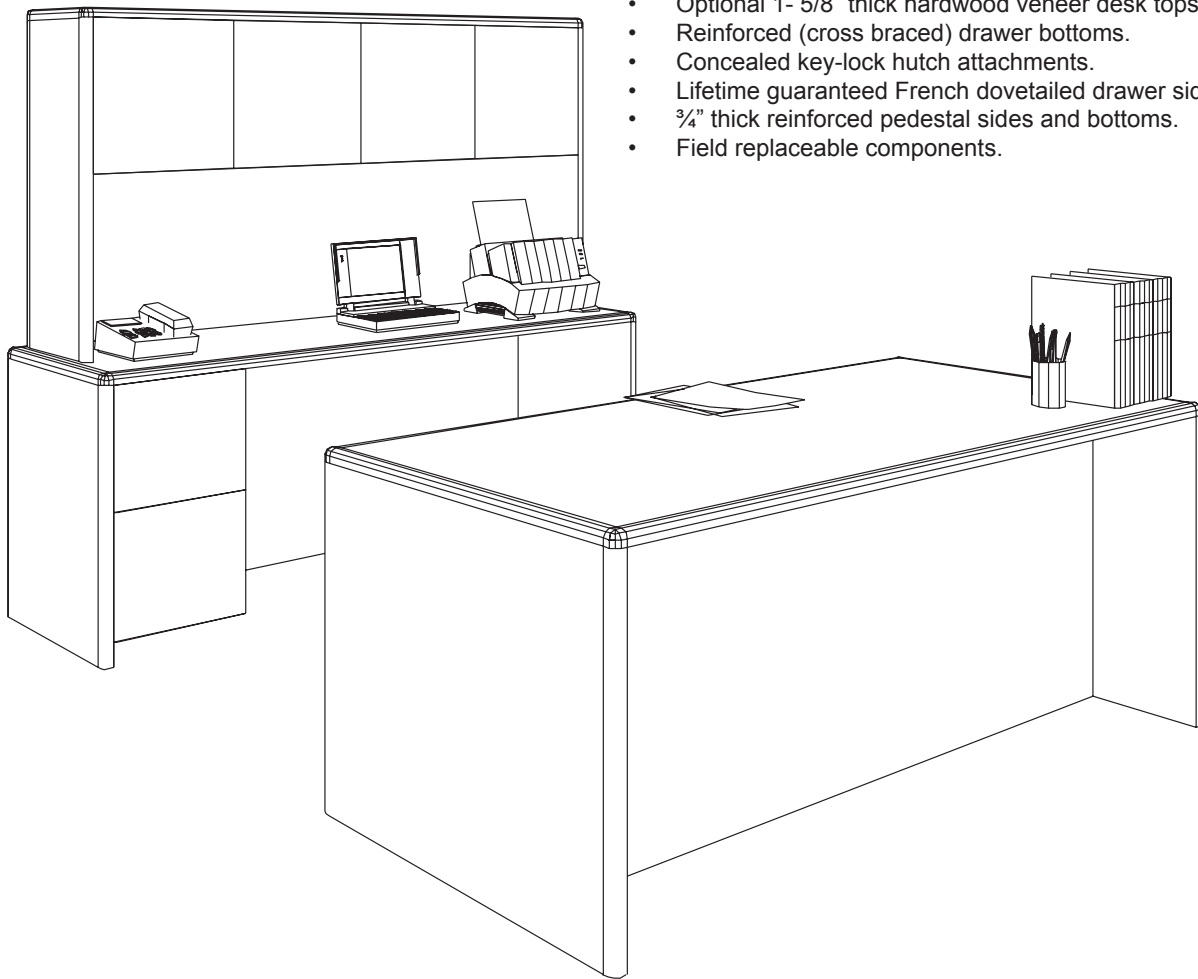
Wood cabinets have fully finished "A" grade sequence matched veneers on the interior and exterior sides. All outside backs are finished. The overhead cabinets can be suspended between cabinets of equal height. All base units have adjustable glides for leveling on uneven floor surfaces.

### **WOOD FINISHES:**

EOC's new precatalyzed conversion varnish is a multi-step process using the latest technology. It provides advanced stain and mar resistance, easy maintenance and lasting beauty. Stains are hand rubbed (not sprayed) to maximize the wood's beautiful burls and cathedrals. A sealer is applied under all work surfaces to provide a moisture barrier. Veneers and hardwoods are selected, graded, flitch matched and applied to maximize the characteristics and beauty of the natural wood grain. All finishes are in strict compliance with OSHA and AQMD requirements.



Executive Office Concepts • Elements of Care



**Noticeable Differences!**

- 6" deep knee-hole storage shelves.
- Optional 1- 5/8" thick hardwood veneer desk tops.
- Reinforced (cross braced) drawer bottoms.
- Concealed key-lock hutch attachments.
- Lifetime guaranteed French dovetailed drawer sides.
- 3/4" thick reinforced pedestal sides and bottoms.
- Field replaceable components.

**Performance™**

**Here is one of the best** value driven casegoods collections in the industry! Performance's quality credentials are well recognized in both commercial and government circles nationwide. Recently more edge detail options and a wider selection of sizes, shapes, configurations and finishes have been added.

**The complete collection** includes desks, "L", "U", terminal and reception stations, storage and computer cabinets, conference and occasional tables, bookcases and lateral files.

**Features include** select cherry, maple and walnut hardwoods, veneers and laminates on solid wood core work surfaces. The 1-1/4" thick panel legs have protective hardwood edges and adjustable steel leveling glides. Other notable features include 6" deep knee-hole shelves, sealed pedestal bottoms with field replaceable tops and components.

**Other Performance features include** French dovetailed wooden drawer sides, reinforced drawer bottoms and lifetime guaranteed full suspension drawer slides.



Executive Office Concepts • Elements of Care

# Performance™

## GENERAL INFORMATION

### HOW TO ORDER:

When ordering, remember to include:

1. Model number and edge detail option.
2. Wood finish number and description.
3. Lighting and accessories.

### WOOD FINISH OPTIONS:

Performance cabinetry is available in hardwood veneers in a choice of the following hand rubbed satin finishes:

#1 Walnut	#13 Mahogany Walnut
18 Cherry Walnut	27 Pearwood
28 Mahogany	33 Natural Maple
41 Medium Cherry	45 Red Cherry
46 Cranberry	47 Antique Cherry
49 Honey Cherry	100 Chocolate(+6%)
101 Charcoal (+6%)	

### TOPS AND EDGE DETAIL OPTIONS::

First column pricing is for a thermal fused laminate top in a choice of finishes (shown below) with a "L" style 3 Mil PVC edge or a matching hardwood square edge, Second column pricing includes a matching hand rubbed hardwood veneer top (finishes shown above) with a choice of four hardwood edge detailings.

### OPTIONAL LAMINATE TOP FINISHES:

#14 Black	#17 White
57 Honey Cherry	58 Charcoal
61 Victorian Cherry	63 Natural Maple
66 Mahogany	70 Pearwood

### LUSTER FINISHES:

Casegoods and cabinetry are available in a hand rubbed luster finish in any of the above colors at a 6% surcharge. Work surfaces are semi-pore filled. To specify, add suffix "Y" to the finish number.

### DRAWER DIMENSIONS (interior):

(approx. inches)	Box Drawer			File Drawer		
	W	D	H	W	D	H
Main Desk	12.2	17.7	4.5	12.2	21.5	10.5
Credenza	12.2	14.5	4.5	12.2	15.5	10.5
Lateral File	32.5	16.0	4.5	32.5	16.0	10.0

### DRAWER PULL OPTIONS:

Performance casegoods are standard with side finger pull drawers. The following drawer pulls are



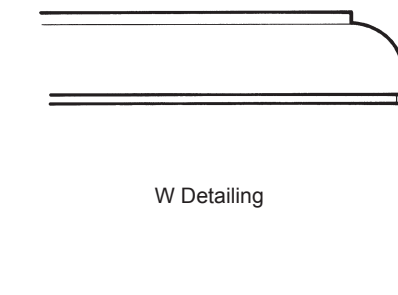
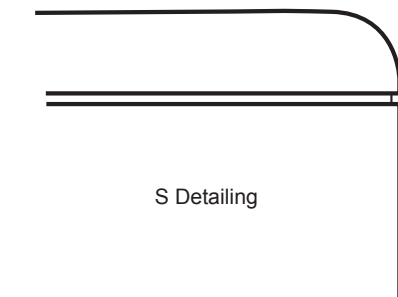
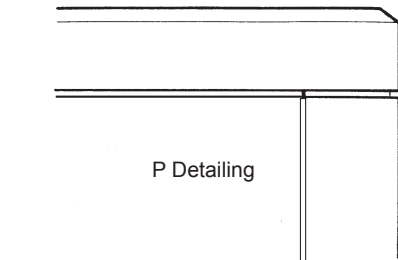
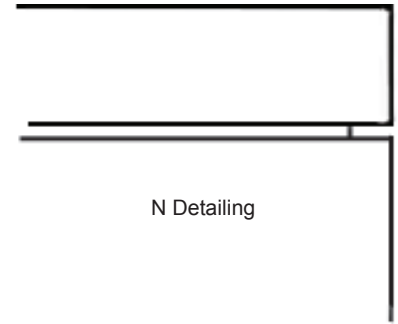
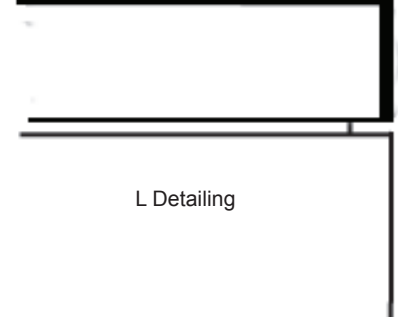
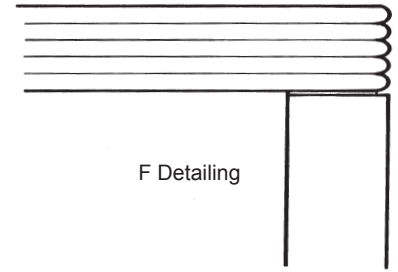
#### "A1" MARIDON PULL

Arch shaped easy grip satin chrome plated handle.

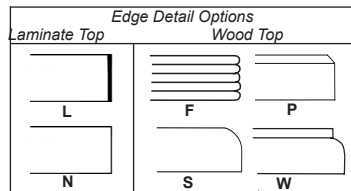


#### "A3" ARC PULL

Round arch shaped pull in silver powder coated finish.

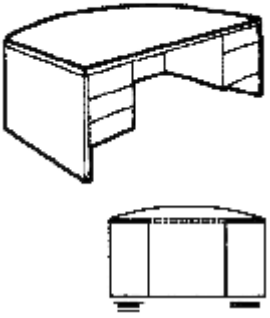
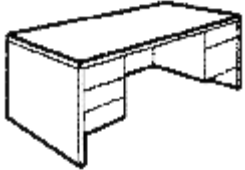
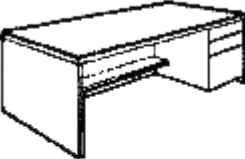
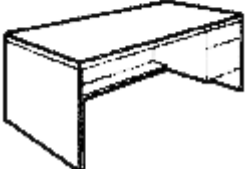
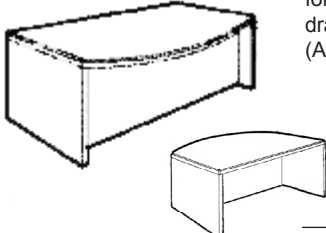


# Performance™ DESKS

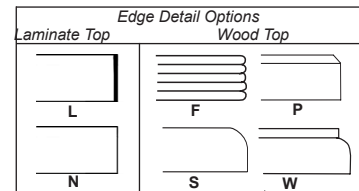


## Dimensions

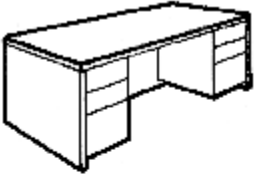
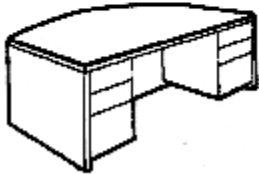

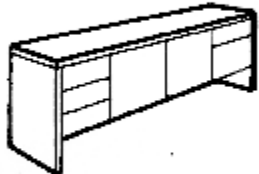
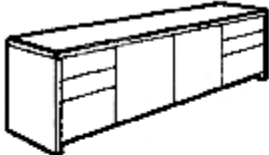
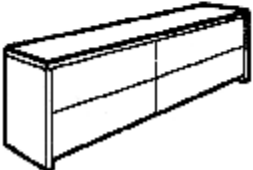
Description	Model	Dimensions			List Prices		Wgt.	Cubes
		D	W	H				
<b>Table/Desk.</b> Recessed modesty panel allows for 1 or 2 center drawers (optional). (Arched Top)	P( )-60T	30	60	29	1862	1992	148	36
	P( )-66T	30	66	29	1933	2068	160	39
	P( )-72T	36	72	29	2053	2196	197	51
	P( )-72TT	42/36	72	29	2502	2677	207	59
	P( )-84TT (Arched Top w/6" side overhang)	42/36	84	29	3109	3326	227	69
<b>Single Pedestal Desk.</b> Box and file drawer. Pedestal on right unless specified.	P( )-60F	30	60	29	2102	2249	209	36
	P( )-66F	30	66	29	2170	2321	221	39
	P( )-72F	36	72	29	2288	2448	260	51
	P( )-72FT (Arched Top)	42/36	72	29	2736	2927	270	59
<b>Single Pedestal Desk.</b> Two box and file drawer Pedestal on right unless specified.	P( )2-60F	30	60	29	2429	2599	239	36
	P( )2-66F	30	66	29	2496	2670	251	39
	P( )2-72F	36	72	29	2616	2799	290	51
	P( )2-72FT (Arched Top)	42/36	72	29	3063	3277	300	59
<b>Double Pedestal Desk.</b> box drawers with box and file drawer on right.	P( )-60A	30	60	29	2336	2499	249	363
	P( )-66A	30	66	29	2404	2572	261	39
	P( )-72A	36	72	29	2523	2699	300	51
<b>Arched Top Double Pedestal Desk.</b> 3 box drawers with box and file drawer on right.	P( )-72AT (Arched Top)	42/36	72	29	2971	3179	310	59



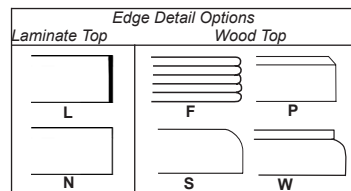
# Performance™ DESKS AND CREDENZAS



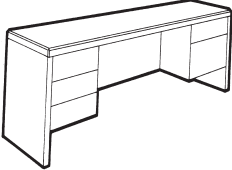
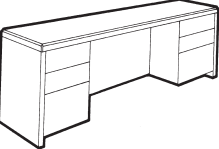
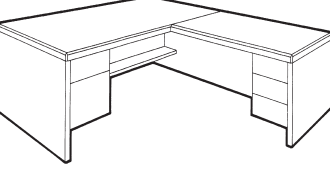
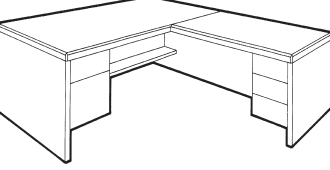
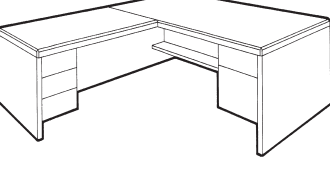
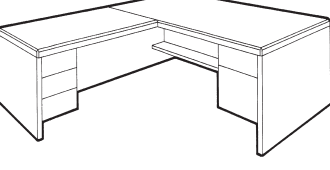
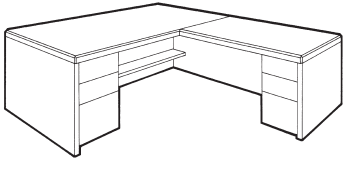
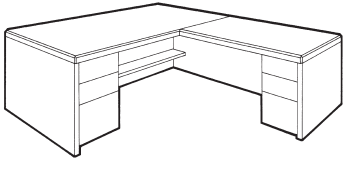
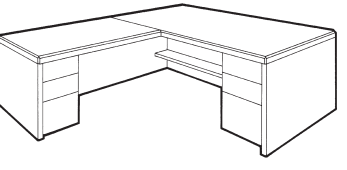
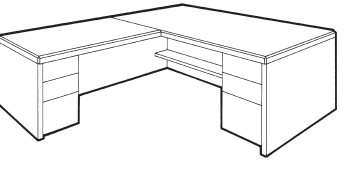
## Dimensions

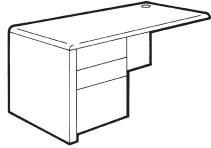
Description	Model	Dimensions			List Prices		Wgt	Cubes
		D	W	H				
<b>Double Pedestal Desk.</b> 2 box and 1 file drawer in each pedestal.	P( )2-60A	30	60	29	2939	3144	296	36
	P( )2-66A	30	66	29	3007	3217	308	39
	P( )2-72A	36	72	29	3129	3348	347	51
								
<b>Arched Top Double Pedestal Desk.</b> 2 box and 1 file drawer in each pedestal.	P( )2-72AT	42/36	72	29 (Arched Top)	3575	3825	310	59
								
								
<b>Credenza.</b> 3 box drawers, center swing door bookcase with adjustable shelf. Box and file drawer on right.	P( )-66KJHC	20	66	29	2377	2543	224	25
	P( )-72KJHC	20	72	29	2523	2699	232	27
								
<b>Credenza.</b> 2 box, 1 file drawer in each pedestal. Center swing door bookcase with adjustable shelf.	P( )2-66RXRC	20	66	29	2974	3182	267	25
	P( )2-72RXRC	20	72	29	3113	3330	275	27
								
<b>Credenza.</b> 4-36" wide lateral file drawers.	P( )2-75SSC	20	75	29	4154	4444	290	36
								

# Performance™ CREDENZAS AND DESKS WITH RETURNS



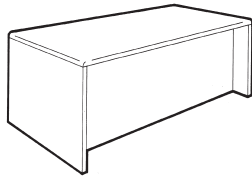
## Dimensions

Description	Model	Dimensions			List Prices		Wgt.	Cubes
		D	W	H				
 <p><b>Credenza.</b> 3 box drawers, box and file drawer on right. Center knee hole space.</p>	P( )-60KOHC	20	60	29	2089	2235	176	22
	P( )-66KOHC	20	66	29	2163	2314	184	25
	P( )-72KOHC	20	72	29	2308	2469	192	27
 <p><b>Credenza.</b> 2 box and 1 file drawer in each pedestal. Center knee hole space.</p>	P( )2-60RORC	20	60	29	2611	2793	204	22
	P( )2-66RORC	20	66	29	2683	2870	222	25
	P( )2-72RORC	20	72	29	2829	3027	230	27
 <p><b>Desk.</b> With 24" wide, 48" long right return. Box and file drawer with 3 box drawers in return.</p>	P( )-66F28KRD	30	66	29	3270	3498	355	59
	P( )-72F28KRD	36	72	29	3416	3655	382	71
	<b>Return</b>	24	48	29				
 <p><b>Same</b> - with bow shaped top.</p>	P( )-72FT28KRD	42	72	29	3863	4133	392	79
	<b>Return</b>	24	48	29				
 <p><b>Desk.</b> With 24" wide, 48" long left return. Box and file drawer with 3 box drawers in return.</p>	P( )-66F28KLD	30	66	29	3270	3498	355	59
	P( )-72F28KLD	36	72	29	3416	3655	382	71
	<b>Return</b>	24	48	29				
 <p><b>Same</b> - with arch (bow) shaped top.</p>	P( )-72FT28KLD	42	72	29	3863	4133	392	79
	<b>Return</b>	24	48	29				
 <p><b>Desk.</b> With 24" wide, 48" long right return. 2 box, 1 file drawer in both desk and return.</p>	P( )2-66F28RRD	30	66	29	3869	4139	355	59
	P( )2-72F28RRD	36	72	29	4013	4293	382	71
	<b>RETURN</b>	24	48	29				
 <p><b>Same</b> - with arch (bow) shaped top.</p>	P( )2-72FT28RRD	42	72	29	4461	4773	422	79
	<b>Return</b>	24	48	29				
 <p><b>Desk.</b> With 24" wide, 48" long left return. 2 box, 1 file drawer in both desk and return.</p>	P( )2-66F28RLD	30	66	29	3869	4139	373	59
	P( )2-72F28RLD	36	72	29	4013	4293	412	71
	<b>Return</b>	24	48	29				
 <p><b>Same</b> - with arch (bow) shaped top.</p>	P( )2-72FT28RLD	42	72	29	4461	4773	422	79
	<b>Return</b>	24	48	29				

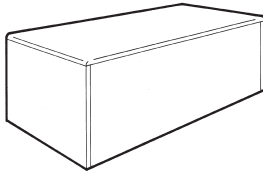


Description	Model No. Addition	Additional List Prices	Wgt.	Cubes
<b>EXTENDED LENGTH RETURN OPTIONS</b>				
The desk returns may be ordered in extended lengths. The following is the model and pricing formula:				
24" x 60" Long Return	2—285	296	18	9
24" x 72" Long Return	2—286	441	36	15
24" x 84" Long Return	2—287	584	54	21

**MODESTY PANEL OPTIONS**

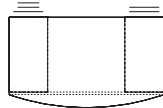
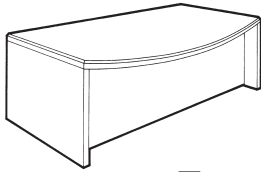


<b>Full Height Modesty Panel</b> (where not standard). Recessed on desk or table fronts. Flush on credenza.	FM-1 Desk	149	-	-
	FM-2 Credenza	149	-	-

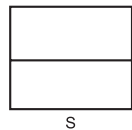
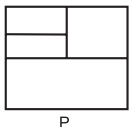



<b>Cube (Flush) Front.</b> Full height modesty panel.	CM-1 Desk	313	-	-
--	-----------	-----	---	---

**ARCH TOP OPTION**

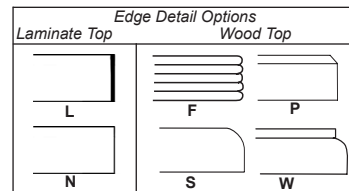


<b>Arched (Bow) Shaped Top.</b> Adds 6" to top's depth at center. Add "T" to the model number.		448	10	8
---	--	-----	----	---

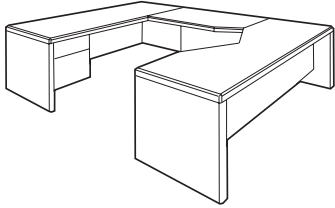
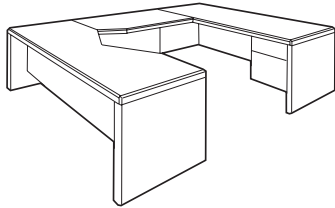
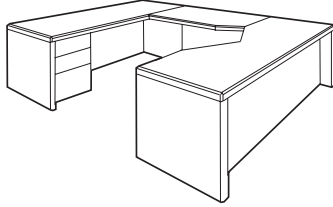
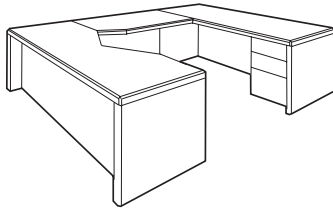


<b>30" Wide Pedestal Drawer Options.</b> Substituted in place of a 16"W 2 box 1 file drawer pedestal in a return or U unit.	Add: "S0" (2 file drawers)	450	15	n/c
	Add: "R0" (2 box/1 File Dr.)	604	20	n/c
	Add: "P0" (2 B/1F/1 Lat. Dr.)	657	26	n/c
<b>Same - 36" wide pedestal.</b>	Add: "S6" (2 file drawers)	482	17	n/c
	Add: "R6" (2 box/1 File Dr.)	654	22	n/c
	Add: "P6" (2 B/1F/1 Lat. Dr.)	706	28	n/c

# Performance™ COMPUTER ANGLED U STATIONS

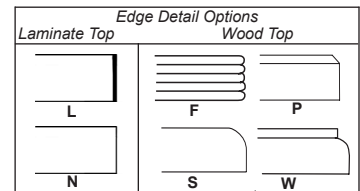


## Dimensions

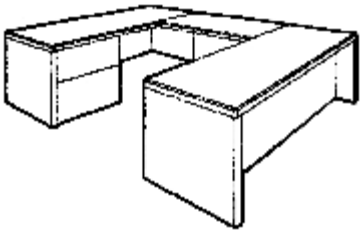
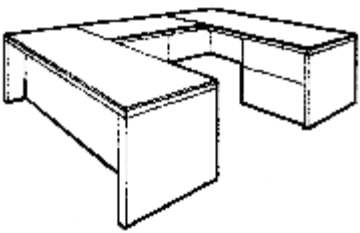
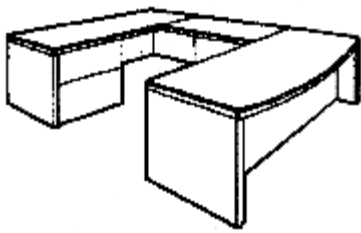
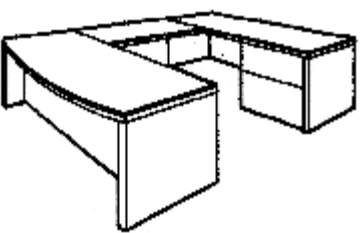
Description	Model	Dimensions			List Prices		Wgt.	Cubes
		D	W	H				
 <p><b>U Desk. Left Return.</b> With box and file drawer pedestals in both desk and back unit. Full height back and side modesty panels.</p>	<b>P( )-72UEL</b>	36	72	29	5817	6224	510	91
	<b>Bridge</b>	24	48	29				
	<b>Credenza</b>	20	72	29				
<p><b>Same - with arch (bow) shaped top.</b></p>	<b>P( )-72UTEL</b>	42	72	29	6264	6702	520	99
	<b>Bridge</b>	24	48	29				
	<b>Credenza</b>	20	72	29				
 <p><b>U Desk. Right Return.</b> With box and file drawer pedestals in both desk and back unit. Full height back and side modesty panels.</p>	<b>P( )-72UER</b>	36	72	29	5817	6224	510	91
	<b>Bridge</b>	24	48	29				
	<b>Credenza</b>	20	72	29				
<p><b>Same - with arch (bow) shaped top.</b></p>	<b>P( )-72UTER</b>	42	72	29	6264	6702	520	99
	<b>Bridge</b>	24	48	29				
	<b>Credenza</b>	20	72	29				
 <p><b>U Desk. Left Return.</b> Desk and back unit have 2 box and file drawer pedestals and full height modesty panels.</p>	<b>P( )2-72UEL</b>	36	72	29	6402	6850	550	79
	<b>Bridge</b>	24	48	29				
	<b>Credenza</b>	20	72	29				
<p><b>Same - with arch (bow) shaped top.</b></p>	<b>P( )2-72UTEL</b>	42	72	29	6849	7328	560	99
	<b>Bridge</b>	24	48	29				
	<b>Credenza</b>	20	72	29				
 <p><b>U Desk. Right Return.</b> Desk and back unit have 2 box and file drawer pedestals and full height modesty panels.</p>	<b>P( )2-72UER</b>	36	72	29	6402	6850	550	79
	<b>Bridge</b>	24	48	29				
	<b>Credenza</b>	20	66	29				
<p><b>Same - with arch (bow) shaped top.</b></p>	<b>P( )2-72UTER</b>	42	72	29	6849	7328	560	99
	<b>Bridge</b>	24	48	29				
	<b>Credenza</b>	20	72	29				

# Performance™

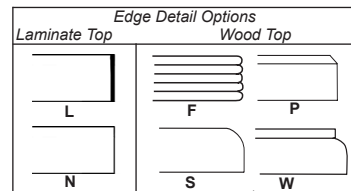
## U STATIONS



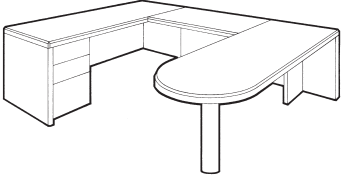
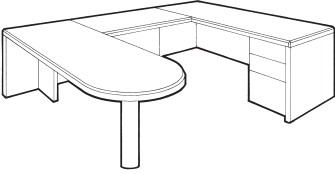
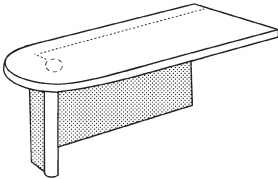
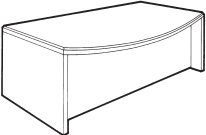

### Dimensions

Description	Model	Dimensions			List Prices		Wgt.	Cubes
		D	W	H				
 <p><b>U Desk. Left Return.</b> with 2 box and file drawer pedestal in desk and 36"W two drawer lateral file in back unit. Full height modesty panels.</p>	<b>P( )2-66USL</b>	30	66	29	5882	6293	492	79
	<b>Bridge</b>	24	48	29				
	<b>Credenza</b>	20	66	29				
	<b>P( )2-72USL</b>	36	72	29	6176	6608	539	91
	<b>Bridge</b>	24	48	29				
	<b>Credenza</b>	20	72	29				
 <p><b>U Desk. Right Return.</b> With 2 box and file drawer pedestal in desk and 36"W two drawer lateral file in back unit. Full height modesty panels.</p>	<b>P( )2-66USR</b>	30	66	29	5882	6293	492	79
	<b>Bridge</b>	24	48	29				
	<b>Credenza</b>	20	66	29				
	<b>P( )2-72USR</b>	36	72	29	6176	6608	539	91
	<b>Bridge</b>	24	48	29				
	<b>Credenza</b>	20	72	29				
 <p><b>Arched Top U Desk. Left Return.</b> Desk has 2 box and file drawer pedestal and full height modesty panels. 36"W 2 drawer lateral file in back unit.</p>	<b>P( )2-66USTL</b>	36	66	29	6331	6774	532	87
	<b>Bridge</b>	24	48	29				
	<b>Credenza</b>	20	66	29				
	<b>P( )2-72USTL</b>	42	72	29	6623	7086	579	99
	<b>Bridge</b>	24	48	29				
	<b>Credenza</b>	20	72	29				
 <p><b>Arched Top U Desk. Right Return.</b> Desk has 2 box and file drawer pedestal and full height modesty panels. 36"W 2 drawer lateral file in back unit.</p>	<b>P( )2-66USTR</b>	36	66	29	6331	6774	532	87
	<b>Bridge</b>	24	48	29				
	<b>Credenza</b>	20	66	29				
	<b>P( )2-72USTR</b>	42	72	29	6623	7086	579	99
	<b>Bridge</b>	24	48	29				
	<b>Credenza</b>	20	72	29				

# Performance™ U STATIONS



## Dimensions

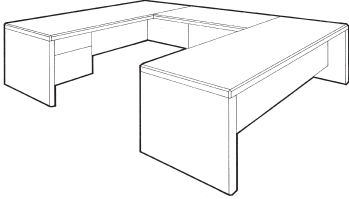
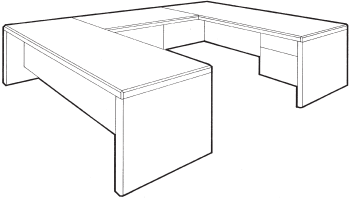
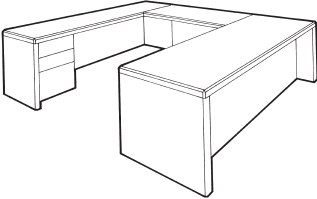
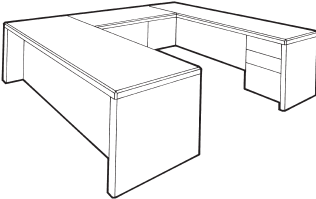
Description	Model	D	W	H	List Prices		Wgt.	Cubes
 <p><b>Capsule U Station.</b> Left Return. Capsule top w/ "T" panel leg support and 6" dia. wood column, 2 box, 1 file pedestal.</p>	<b>P( )2-66UDL</b>	30	66	29	5312	5683	500	54
	<b>Credenza</b>	20	66	29				
	<b>P( )2-72UDL</b>	36	72	29	5653	6048	520	59
	<b>Credenza</b>	20	72	29				
	<b>Bridge</b>	24	48	29				
 <p><b>Capsule U Station.</b> Right Return. Capsule top w/ "T" panel leg support and 6" dia. wood column, 2 box, 1 file pedestal.</p>	<b>P( )2-66UDR</b>	30	66	29	5312	5683	500	54
	<b>Credenza</b>	20	66	29				
	<b>P( )2-72UDR</b>	36	72	29	5653	6048	520	59
	<b>Credenza</b>	20	72	29				
	<b>Bridge</b>	24	48	29				
 <p><b>"L" Modesty Panel.</b> Steps modesty panel back from centered position for more leg room.</p>	<b>MS60AU</b>	12	60	27	661	707	53	6.0
	<b>MS66AU</b>	12	66	27	730	781	58	6.8
	<b>MS72AU</b>	12	72	27	769	822	63	7.4
	<b>MS84AU</b>	12	84	27	853	912	73	8.6
 <p><b>ARCHED (BOW) SHAPED TOP</b> 42" x 72" with 36" ends. Add "T" to the model number.</p>		-	-	-	448	479	10	8
 <p><b>P shaped top Option:</b> Add \$651 list and "P" to model suffix.</p>								

# Performance™

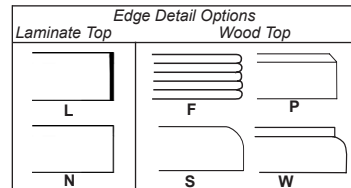
## U STATIONS

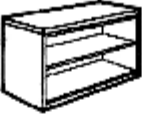

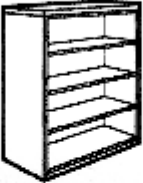





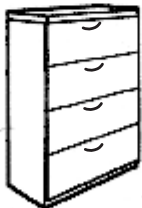
Edge Detail Options		
Laminate Top	Wood Top	
L	F	P
N	S	W

### Dimensions

Description	Model	D	W	H	List Prices	Wgt.	Cubes	
 <p><b>U Desk. Left Return.</b> With box and file drawer pedestals in both desk and back unit. Full height back and side modesty panels.</p>	<b>P( )-66UL</b>	30	66	29	4541	4858	463	79
	<b>Bridge</b>	24	48	29				
	<b>Credenza</b>	20	66	29				
<p><b>P( )-72UL</b></p> <p><b>Bridge</b></p> <p><b>Credenza</b></p>	36	72	29	4847	5186	510	91	
	24	48	29					
	20	72	29					
<p><b>Same - with arch (bow) shaped top.</b></p> <p><b>P( )-72UTL</b></p> <p><b>Bridge</b></p> <p><b>Credenza</b></p>	42	72	29	5281	5650	520	99	
	24	48	29					
	20	72	29					
 <p><b>U Desk. Right Return.</b> With box and file drawer pedestals in both desk and back unit. Full height back and side modesty panels.</p>	<b>P( )-66UR</b>	30	66	29	4541	4858	463	79
	<b>Bridge</b>	24	48	29				
	<b>Credenza</b>	20	66	29				
<p><b>P( )-72UR</b></p> <p><b>Bridge</b></p> <p><b>Credenza</b></p>	36	72	29	4847	5186	510	91	
	24	48	29					
	20	72	29					
<p><b>Same - with arch (bow) shaped top.</b></p> <p><b>P( )-72UTR</b></p> <p><b>Bridge</b></p> <p><b>Credenza</b></p>	42	72	29	5281	5650	520	99	
	24	48	29					
	20	72	29					
 <p><b>U Desk. Left Return.</b> Desk and back unit have 2 box and file drawer pedestals and full height modesty panels.</p>	<b>P( )2-66UL</b>	30	66	29	5140	5499	503	79
	<b>Bridge</b>	24	48	29				
	<b>Credenza</b>	20	66	29				
<p><b>P( )2-72UL</b></p> <p><b>Bridge</b></p> <p><b>Credenza</b></p>	36	72	29	5433	5813	550	91	
	24	48	29					
	20	72	29					
<p><b>Same - with arch (bow) shaped top.</b></p> <p><b>P( )2-72UTL</b></p> <p><b>Bridge</b></p> <p><b>Credenza</b></p>	42	72	29	5880	6291	560	99	
	24	48	29					
	20	72	29					
 <p><b>U Desk. Right Return.</b> Desk and back unit have 2 box and file drawer pedestals and full height modesty panels.</p>	<b>P( )2-66UR</b>	30	66	29	5140	5499	503	79
	<b>Bridge</b>	24	48	29				
	<b>Credenza</b>	20	66	29				
<p><b>P( )2-72UR</b></p> <p><b>Bridge</b></p> <p><b>Credenza</b></p>	36	72	29	5433	5813	550	91	
	24	48	29					
	20	72	29					
<p><b>Same - with arch (bow) shaped top.</b></p> <p><b>P( )2-72UTR</b></p> <p><b>Bridge</b></p> <p><b>Credenza</b></p>	42	72	29	5880	6291	560	99	
	24	48	29					
	20	72	29					

# Performance™ BOOKCASES/FILES

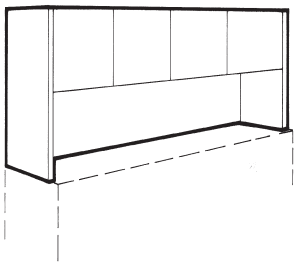
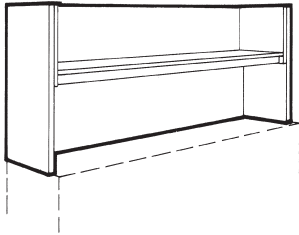


Description	Model	Dimensions			List Prices		Wgt.	Cubes
		D	W	H				
 <b>Bookcase.</b> 29" high with 2 shelves (1 adjustable). Finished back and recessed base.	P( )-3024B	13	30	29	764	817	49	9
	P( )-3624B	13	36	29	837	895	54	10
 <b>Same - with doors.</b>	P( )-3024BD	14	30	29	1008	1078	60	9
	P( )-3624BD	14	36	29	1081	1109	66	10
 <b>Bookcase.</b> 53" high with 4 shelves (3 adjustable). Finished back and recessed base.	P( )-3048B	13	30	53	1169	1250	85	16
	P( )-3648B	13	36	53	1290	1380	93	18
 <b>Same - with doors.</b>	P( )-3048BD	14	30	53	1427	1526	102	17
	P( )-3648BD	14	36	53	1548	1656	110	19
 <b>Bookcase.</b> 74" high with 6 shelves. (4 adjustable). Finished back. Shelves adjust on 1" centers on recessed metal tracks.	P( )-3072B	13	30	74	1415	1514	103	21
	P( )-3672B	13	36	74	1550	1658	115	25
 <b>Same with doors covering bottom 2 shelves.</b>	P( )-3072BD	14	30	74	1659	1775	114	22
	P( )-3672BD	14	36	74	1794	1919	127	26
 <b>Two Drawer Modular Lateral File.</b> Accepts letter and legal size hanging folders. Includes anti-tip device, locking mechanism, folder frame system, finished outside back and weighted base.	P( )-S30LFRL	19	30	29	1634	1748	124	11
	P( )-S36LFRL	19	36	29	1774	1898	128	13
 <b>Three Drawer Modular Lateral File.</b> Accepts letter and legal size hanging folders. Includes anti-tip device, locking mechanism, folder frame system, finished outside back and weighted base.	P( )-Y30LFRL	19	30	42	2466	2638	149	17
	P( )-Y36LFRL	19	36	42	2696	2884	176	20
 <b>Four Drawer Lateral File.</b> Accepts letter and legal size hanging folders. Includes anti-tip device, locking mechanism, folder frame system and finished outside back.	P( )-M30LFRL	19	30	53	2751	2943	196	22
	P( )-M36LFRL	19	36	53	2961	3168	232	26

**Heavy Duty Shelf Option:** To substitute 1-1/4" thick for standard 3/4" thick bookcase shelves, add suffix "-HD" to model number and \$21.00 list per shelf.

### Dimensions

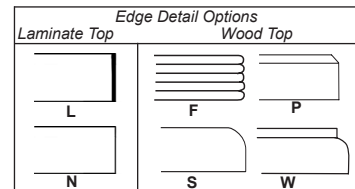
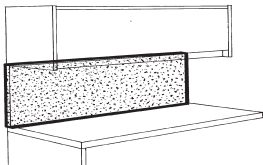
Description	Model	D	W	H	List Prices	Wgt.	Cubes
<b>Overstorage Unit.</b> 15" deep fixed shelf with light valance (18" above surface). Finished back. Includes grommet in back panel.	<b>PS-64OS</b>	16	64	40	1648	115	27
	<b>PS-70OS</b>	16	70	40	1743	130	29
<b>Overstorage Unit With Swing Doors.</b> 13.5" inside height clearance. Light valance and finished back. Overall height becomes 64" when mounted on 29"H surface. Includes grommet in back panel.	<b>PS-64SD</b>	16	64	40	2485	200	27
	<b>PS-70SD</b>	16	70	40	2579	218	29



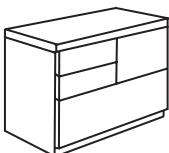
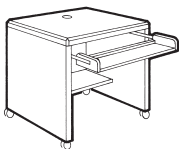
**Hutch Attachment:** Overstorage units pricing includes a concealed key lock attachment of hutch to work surface to prevent accidental tipping.

See accessories for task, curio and halogen lighting options.

<b>Task Lamp.</b> Prismatic lens and full reflector. Factory Installed.	<b>L-2</b>	24"Fixture	245	5	0.4
	<b>L-4</b>	48"Fixture	301	9	1.6
<b>Tack Panel.</b> Guilford oatmeal fabric upholstered with Velcro back fasteners. Custom fabric available (inquire).	<b>PS-6023TP</b>	For 66" units	286	6	4
	<b>PS-6623TP</b>	For 72" units	297	7	4

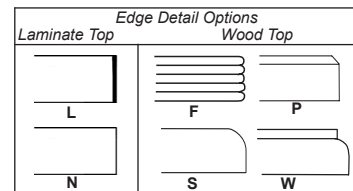
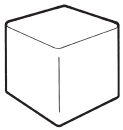
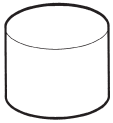


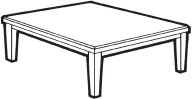
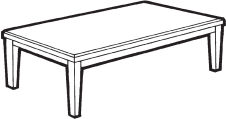
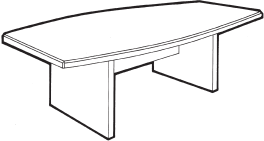
<b>Mobile Computer Support Unit.</b> 29" high CRT surface with receding keyboard drawer, 12"D reference shelf and power sleeve.	<b>P( )-NMCS</b>	24	30	29	1313	1405	97	15
	<b>Same - without casters.</b>	<b>P( )-NMCSF</b>	24	30	27	1313	1405	96
<b>Personal Pedestal.</b> Includes 2 box, 1 file and lateral file drawer. Includes 1-5/8" finished top.	<b>P( )-36FLMS</b>	19	36	29	2178	2330	132	14



### Dimensions

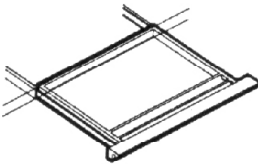
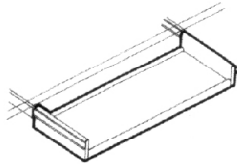
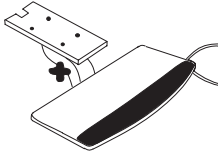
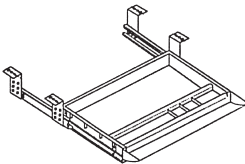
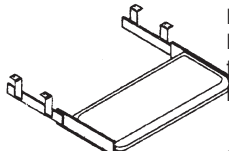
Description	Model	W	L	H	List Prices	Wgt.	Cubes
<b>Cylinder Table.</b> Cherry, Maple or Walnut Veneers.  15.8	<b>C-19D</b>	19" dia.		16	642	25	5.0
	<b>C-25D</b>	25" dia.		16	745	30	7.5
	<b>C-251D</b>	25" dia.		21	782	39	9.7
	<b>C-31D</b>	31" dia.		16	946	43	10.7
	<b>C-311D</b>	31" dia.		21	988	68	13.6
	<b>C-37D</b>	37" dia.		16	1077	79	
<b>Cube Table.</b> Cherry, Maple or Walnut Veneers.	<b>C-2020</b>	21	21	16	777	35	5.0
	<b>C-3131</b>	31	31	16	1055	79	11.3
	<b>C-31311</b>	31	31	21	1100	98	14.5



<b>Occasional Table.</b>    	<b>P( )-1818</b>	18	18	17	845	904	18	4.5
	<b>P( )-2426</b>	24	26	17	969	1036	125	7.8
	<b>P( )-24260</b>	24	26	20	1056	1129	128	9.3
	<b>P( )-3131</b>	31	31	17	1067	1141	138	11.3
	<b>P( )-31310</b>	31	31	20	1170	1251	141	13.9
<b>Occasional and Reception Tables.</b>   	<b>P( )-2446</b>	24	46	17	1715	1835	144	13.3
	<b>P( )-2060</b>	20	60	30	1912	2045	151	26.5
<b>Conference Table.</b> Matching 1.5" thick boat shaped (surfboard) top. Panel leg base with center panel.  	<b>P( )-3672TPB</b>	36	72	29	2776	2970	1197	49
	<b>P( )-4896TPB</b>	48	96	29	3470	3712	1264	67
	<b>P( )-48120TPB</b>	48	120	29	4166	4457	1317	88


## DRAWERS, TRAYS and KEYBOARDS

Choice of matching hardwood or molded plastic finishes.

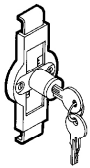
Matching Hardwood	Description	Model	Dimensions			List Prices	Wgt.	Cubes
			D	H	W			
	<b>Center Drawer.</b> Includes hardwood pencil tray and matched finish hardwood tailed front.	<b>CD</b>	17	2	20	297	6	1.5
	<b>Time - felt lined.</b>	<b>CDF</b>	17	2	20	332	6	1.5
	<b>Keyboard Drawer.</b> For computer keyboards. Matched finish hardwoods.	<b>KD</b>	9.5	4	23	355	5	1.0
	<b>Large Keyboard Drawer.</b> For Keyboard with mouse. Matched finish hardwoods.	<b>KD2</b>	9.5	4	28	408	7	1.5
Molded Plastic	Description	Model	D	H	W	List Prices	Wgt.	Cubes
	<b>Articulating Keyboard Tray with Mouse Pad.</b> Positions computer keyboard to desired angle and height by single simple knob control. Keyboard tray both tilts and swivels. Includes wrist rest and 8-3/4" dia. swivel/retractable mouse pad. Black finish.	<b>AAK</b>	11	2	20	288	21	2.0
	<b>Center Drawer.</b> Includes pencil tray and ball bearing slides. Black molded plastic tray and drawer mounted to metal frame.	<b>ACD</b>	21	18	2	129	5	1.0
	<b>Keyboard Tray.</b> Black molded plastic tray mounted to ball bearing slides.	<b>AKD</b>	9.5	28	3	135	4	1.0

## ORGANIZERS, TACK PANELS, LOCKS and LIGHTING

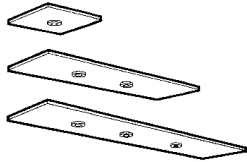
Description	Model	Dimensions			List Prices	Wgt.	Cubes
		D	H	W			
<b>Acoustical Tack Panel.</b> Guilford fabric upholstered. Includes velcro wall fasteners. Oatmeal fabric is standard unless otherwise specified.	<b>PS1818TP</b>	1	17.5	18	106	2	1.0
	<b>PS1825TP</b>	1	24.5	18	149	2	1.2
	<b>PS1831TP</b>	1	30.5	18	174	2	1.5
	<b>PS1834TP</b>	1	34	18	179	2	1.8
	<b>PS1852TP</b>	1	52	18	210	3	1.8
	<b>PS1858TP</b>	1	58	18	240	4	1.8
	<b>PS1870TP</b>	1	70	18	270	5	1.8
	<b>PS3618TP</b>	1	17.5	36	174	3	1.8
	<b>PS3625TP</b>	1	24.5	36	239	3	2.4
	<b>PS3631TP</b>	1	30.5	36	297	3	2.9
	<b>PS5418TP</b>	1	17.5	54	195	3	2.6
	<b>PS5425TP</b>	1	24.5	54	270	4	3.5
	<b>PS5431TP</b>	1	30.5	54	334	4	4.3
	<b>PS7218TP</b>	1	17.5	72	233	4	3.4
<b>PS7225TP</b>	1	24.5	72	324	5	4.6	
<b>PS7231TP</b>	1	30.5	72	398	5	5.6	
<b>Locks.</b> Specify location. Each main desk file pedestal is standard equipped with a locking mechanism.	<b>-L</b>	-	-	-	80	2	-
<b>Special Keying</b>	add (per lock)				8	-	-
<b>Master Key</b>	add KM each				22	-	-
<b>Key (includes number)</b>	<b>KS</b>				10	-	-



Sized for Executive Suite's modular cabinetry dimensions.




Prices include bulbs and either field or factory installation (specify).



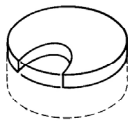
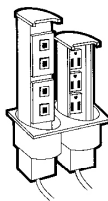
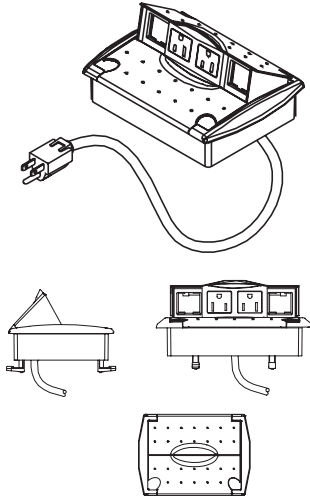
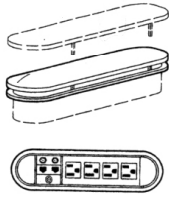
Description	Model	D	H	W	*Field Installed	Factory Installed	Wgt.	Cubes
<b>Halogen Recessed Lighting.</b> Specify 1, 2, or 3-20W pocket lamps. Includes transformer switch, etc.	<b>1HL</b>	18"		W cabs.	n/a	269	10	1
	<b>2HL</b>	36"		54" W cabs.	n/a	366	14	2
	<b>3HL</b>	72"		108" W cabs.	n/a	473	19	4
<b>Task Lamp.</b> Prismatic lens and full reflector.	<b>L-2</b>	24"		fixture	226	245	5	.4
	<b>L-3</b>	36"		fixture	254	273	8	1.0
	<b>L-4</b>	48"		fixture	282	301	9	1.6
<b>Power Access Cutout.</b> 8" x 8" cutout for wall receptacle access. Available on any modesty panel. Specify location.	<b>WCO</b>	8"		square	n/a	59	-	-

\*NOTE: For field installation add "X" to model number.



# POWER DISTRIBUTION


Prices include bulbs and either field (\*) or factory installation.



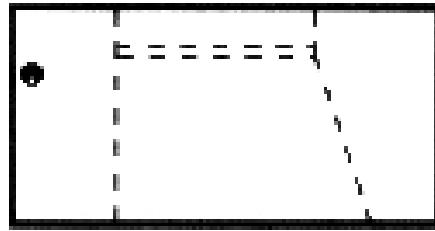
Description	Model	Dimensions			List Prices		
		D	W	H	Factory Installed	Wgt.	Cubes
<b>Power Center</b> 4 simplex outlets plus 6 data ports. Removable access cover. Includes circuit breaker, cord and installation. Black finish.	PCC	4	12	-	482	5	1
<b>Interport Power/Data Port Surface Module.</b> Specify as individual or ganged modules. Each includes 2-15 amp simplex outlets, 2 voice/data ports and 6 ft. 15 amp. cord. UL listed and CSA certified. Versatile flip-up units that can be quickly switched to face opposite direction. Black finish standard. Nickel, silver or charcoal mica finishes available at 12% surcharge. Prices include installation.	IPC	5	*7	**	332	5	-
<div style="border: 1px solid black; padding: 5px; width: fit-content;">                         * Approx. Dimension (varies by ganged width)                          ** 7/16" closed. 2-1/8" open.                     </div>							
<b>Flush Mount Retractable Power Center.</b> For mid-line power access. 2 Simplex outlets plus 2 receptacles for AMP Mod-Com modules. Includes 15 amp. circuit breaker, 6' cord, grommet cover and plug. Extends 7" above surface. Black finish.	RPC-1	4	2.6	10	244	2	-
<b>Flush Mount Retractable Power and Communication Center.</b> For mid-line power access. 3 simplex outlets plus 4 receptacles for AMP and/or Mod-Com modules. Includes 15 amp. circuit breaker, 6' cord, plug. installation. Black finish.	RPCC	4	5.4	10	398	4	-
<b>Power Capped Sleeve.</b> Provides grommet opening in work surface.							
<b>Black Finish.</b> <b>Black Finish.</b> <b>Antique Bronze Finish.</b> <b>Bright Brass Finish.</b> <b>Polished Chrome Finish.</b>	PIE PIE-3 PIB PIBB PIPC	2" dia. 3" dia. 2" dia. 2" dia. 2" dia.	45 55 66 66 66	1 1 1 1 1	- - - - -		

# STANDARD GROMMET LOCATION GUIDE

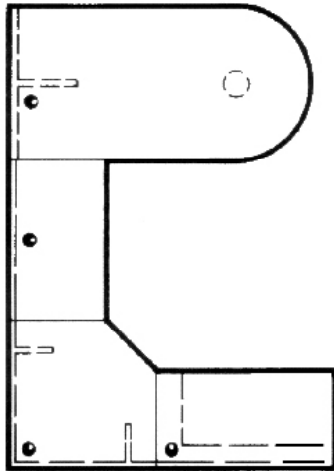
Shown below are the typical locations for grommets on work surfaces and casegoods, when specified. Locations may vary slightly, depending on componentry and dimensions. For other than these standard locations, please provide a drawing with dimensions with your order and add \$32 list per grommet for special handling.



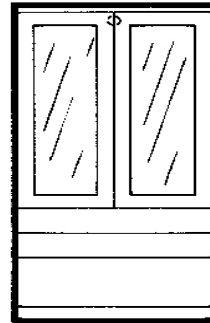
**Double Pedestal Desks**  
(Through right rear corner of right pedestal)



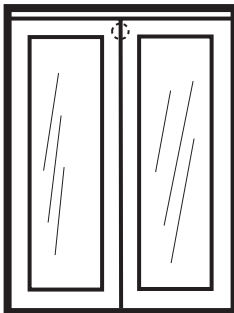
**Single Pedestal Desks**  
(Through rear of drawer pedestal)




**modular "L" and "U" Units**  
(Back center of return and corner units)



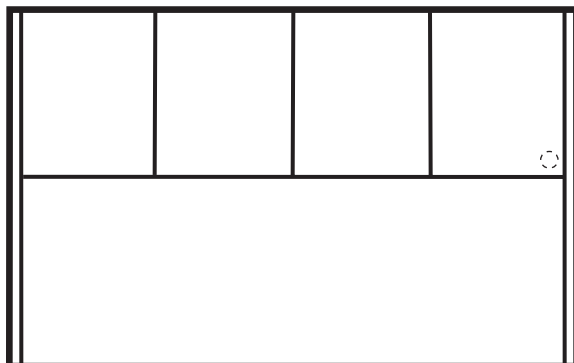
**Storage Cabinets**  
(Top center of cabinet back)



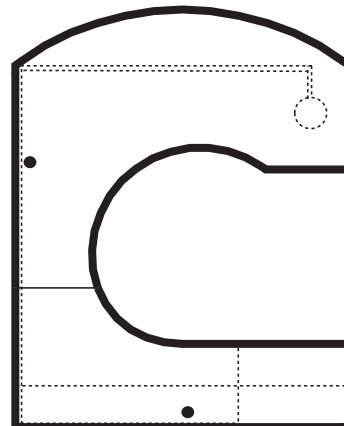
**Stack-on Cabinets**  
(Top center of cabinet back)



**Credenzas**  
(Center rear inside back panel)



**Hutch Cabinets**  
(Right of cabinet back behind task lamp)



**Cockpit Desks**  
(Back center and occupant side)