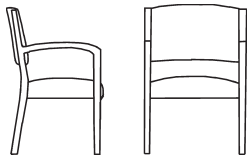


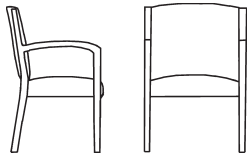
CARRERA

This hardwood framed, guest chair has deep cushioned sitting comfort and premiere construction.


Model	Description	Dimensions Overall			Seat			Arm
		H	W	D	H	W	D	H



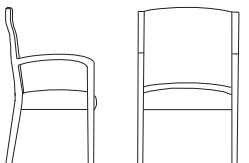
740M	Arm Chair 3/4 Upholstered Back.	31.5	22	24.5	18	19	18	24.5
-------------	---	------	----	------	----	----	----	------



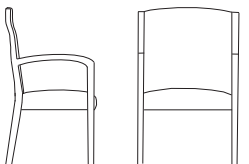
741M	Arm Chair Full Upholstered Back.	31.5	22	24.5	18	19	18	24.5
-------------	--	------	----	------	----	----	----	------



743M	Armless Chair 3/4 Upholstered Back. Leg Rails Stretcher.	31.5	22	24.5	18	19	18	-
-------------	--	------	----	------	----	----	----	---



750M	High Back Arm Chair 3/4 Upholstered Back.	40	22	24.5	18	19	18	24.5
-------------	---	----	----	------	----	----	----	------



753M	High Back Arm Chair Full Back.	40	22	24.5	18	19	18	24.5
-------------	--	----	----	------	----	----	----	------

Wood Finishes:

- | | | |
|---------------------|--------------------|------------------|
| 1 Walnut | 18 Cherry | 27 Pearwood |
| 28 Mahogany | 33 Natural Maple | 41 Medium Cherry |
| 46 Cranberry | 47 Antique Cherry | 49 Honey Cherry |
| 100 Chocolate (+6%) | 101 Charcoal (+6%) | |

Features:

- * Sculptured Hardwood Frames
- * Spring Web Seat Construction
- * No Exposed Dowels or Hardware
- * Weltless Waterfall Upholstery
- * High Resilient Foam
- * Dacron Polyester Overlay
- * CAL 117 Upholstery Materials
- * TB 133 Compliance Capability

List Prices - Cover Grades

COM			COL				
H	I	K	M	P	S	V	Y
642	657	687	718	763	808	853	899
Wgt.	Yds.	Cubes	Load				
18	1.4	11.0	450				
<hr/>							
699	719	758	799	858	919	980	1039
Wgt.	Yds.	Cubes	Load				
19	1.8	11.0	450				
<hr/>							
600	614	645	675	720	765	810	855
Wgt.	Yds.	Cubes	Load				
14	1.4	11.0	400				
<hr/>							
686	706	747	787	847	907	967	1027
Wgt.	Yds.	Cubes	Load				
21	1.8	14.5	450				
<hr/>							
750	774	821	870	942	1015	1086	1158
Wgt.	Yds.	Cubes	Load				
23	2.2	14.5	400				