

Prices Effective July 1, 2009

# CASECARE +



EOC



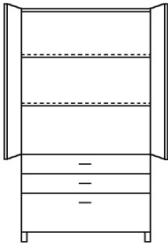
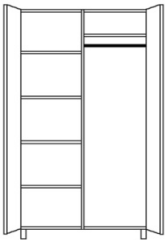

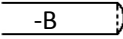
# CaseCare +

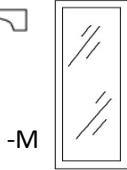
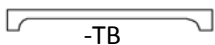
Feature loaded durable laminate casegoods with quality hardware and E-Z floor maintenance access.

## Patient Room Headboards & Cabinets

E-Z access cabinet/drawer interiors  
 Impact resistant dovetailed drawers  
 Concealed drawer/door hardware  
 Raised metal legs for E-Z floor cleaning

### Dimensions

| Description  | Model    | D  | W  | H  | List Price | Wgt. | Cubes |
|--|----------|----|----|----|------------|------|-------|
|  <p><b>Headboard</b><br/>Impact resistant laminate finish.<br/>Special sizes available on request.</p>  | J18HB    | -  | 35 | 18 | 195        | 27   | 10    |
|  <p><b>Footboard</b><br/>Impact resistant laminate finish.<br/>Special sizes available on request.</p>  | J15FB    | -  | 35 | 15 | 180        | 23   | 10    |
|  <p><b>Combination Storage/TV Cabinet</b><br/>Two 6"H and one 12"H storage drawers on roller action slides. 34.5"W, 22"D, 41"H upper cabinet space w/1 fixed and 2 adjustable/removable shelves. Includes adjustable swing doors. Metal legs elevate the cabinet for easy floor maintenance access.</p> | J3671MDR | 24 | 36 | 71 | 1895       | 215  | 41    |
|  <p><b>Dbl. Door Storage/Wardrobe Cabinet</b><br/>Three Adj. &amp; two fixed shelves on left. Shelf &amp; hanger rail on right. Full height dbl. swing doors. Metal legs elevate the cabinet for easy floor maintenance access.</p>   | J3671MCD | 24 | 36 | 71 | 1850       | 237  | 41    |
|  <p><b>Single Door Wardrobe Cabinet</b><br/>Includes shelf and hanger rail. Specify right (-R) or left (-L) swing door. Metal legs elevate the cabinet for easy floor maintenance access.</p>   | J2471CD  | 24 | 24 | 71 | 1095       | 175  | 28    |
|  <p><b>Bumper Edge - Protective Silver Vinyl</b></p>  | -B       | -  | -  | -  | Add 15%    | -    | -     |
| <b>Door Lock &amp; Latch</b>   | -L       | -  | -  | -  | 83         | -    | 1     |
| <b>Interior Door Mirror</b>  | -M       | -  | 12 | 59 | 269        | 12   | -     |
| <b>Traditional Base - Replacing Metal Legs</b>   | -TB      | -  | -  | -  | n/c        | -    | -     |



Executive Office Concepts • Elements of Care

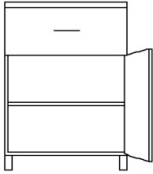

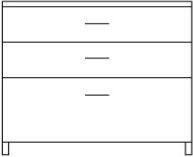

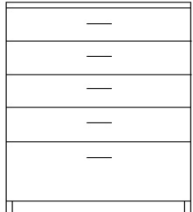
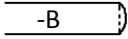

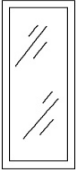
# CaseCare +

Feature loaded durable laminate casegoods with quality hardware and E-Z floor maintenance access.

## Patient Room Cabinets

E-Z access cabinet/drawer interiors  
 Impact resistant dovetailed drawers  
 Concealed drawer/door hardware  
 Raised metal legs for E-Z floor cleaning

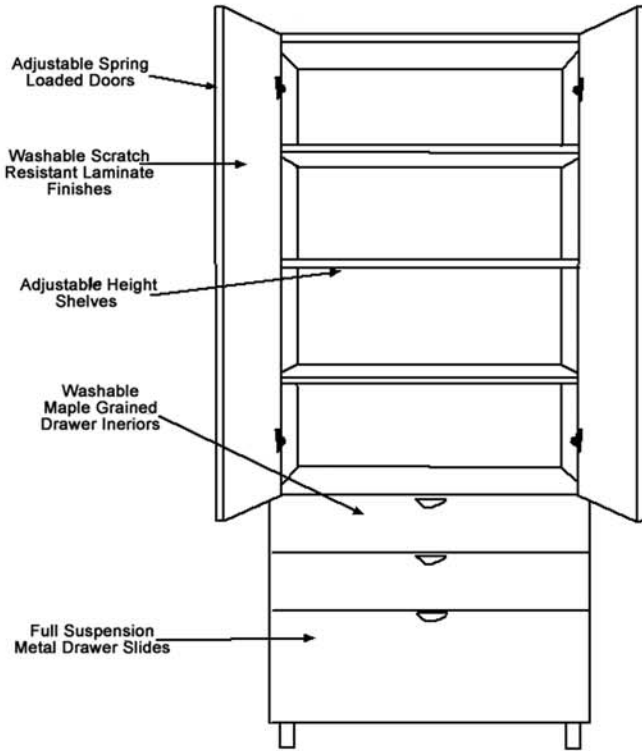
### Dimensions

| Description   | Model    | D  | W  | H  | List Price | Wgt. | Cubes |
|---|----------|----|----|----|------------|------|-------|
|  <p><b>Bedside Cabinet</b><br/>                     Top drawer on captive metal roller action slides. Swing door storage cabinet with 1 fixed and 1 adjustable shelf. Replaceable laminate top. Sturdy tubular steel legs elevates the cabinet for easy floor maintenance.</p> | J2030TDC | 20 | 20 | 30 | 595        | 70   | 10    |
|  <p><b>Bedside Cabinet</b><br/>                     3 Drawers on captive metal roller action slides. Fully finished back. Matching field replaceable laminate top. Sturdy tubular steel legs elevates the cabinet for easy floor maintenance access.</p>                       | J2030RC  | 20 | 20 | 30 | 749        | 80   | 10    |
|  <p><b>3 Drawer Chest</b><br/>                     Two 6"H and one 12"H storage drawers on roller action slides. Fully finished back. Matching field replaceable laminate top. Sturdy tubular steel legs elevates the cabinet for easy floor maintenance access.</p>          | J3630RC  | 20 | 36 | 30 | 975        | 117  | 16    |
|  <p><b>4 Drawer Chest</b><br/>                     Three 6"H and one 12"H storage drawers on roller action slides. Fully finished back. Matching field replaceable laminate top. Sturdy tubular steel legs elevates the cabinet for easy floor maintenance access.</p>       | J3637R3C | 20 | 36 | 37 | 1095       | 138  | 19    |
|  <p><b>5 Drawer Chest</b><br/>                     Four 6"H and one 12"H storage drawers on roller action slides. Fully finished back. Matching field replaceable laminate top. Sturdy tubular steel legs elevates the cabinet for easy floor maintenance access.</p>        | J3643R4C | 20 | 36 | 43 | 1215       | 159  | 22    |
|  <p><b>Bumper Edge - Protective Silver Vinyl</b></p>   | -B       | -  | -  | -  | Add 15%    | -    | -     |
|  <p><b>3" Dia. Caster Wheel Base - All 4 locking</b></p>  | -3C      | -  | -  | +1 | 145        | 8    | 2     |
|  <p><b>Door Lock &amp; Latch</b></p>   | -L       | -  | -  | -  | 83         | -    | 1     |
| <p><b>Interior Door Mirror</b></p>  | -M       | -  | 12 | 59 | 269        | 12   | -     |
| <p><b>Traditional Base - Replacing Metal Legs</b></p>   | -TB      | -  | -  | -  | n/c        | -    | -     |



Executive Office Concepts • Elements of Care

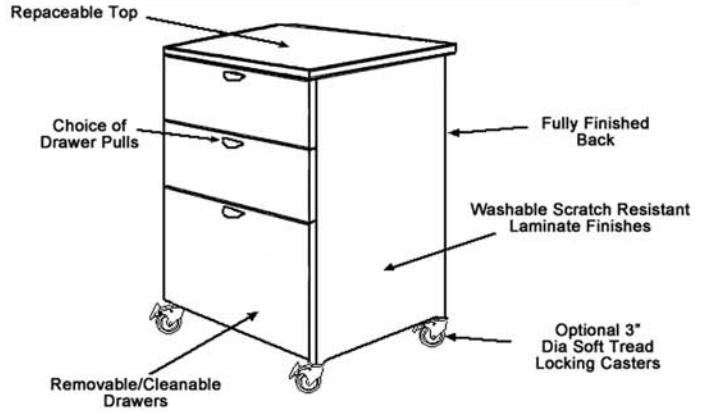
# CASECARE +



CaseCare+ cabinets are designed specifically for the healthcare environment. They feature durable E-Z clean thermal-fused exterior and interior laminates in a choice of solid color or wood grained finishes.

The tubular steel legs provide a clear space for cleaning while protecting the furniture. Drawers operate on lifetime guaranteed full suspension, plated metal slides and can be easily wiped clean with a damp cloth.

Options include interior door mirrors, 3" dia. soft tread locking wheels, traditional detailed bases, replaceable tops, fully finished solid backs and a choice of drawer pulls.



## FINISH INFORMATION

**Elements of Care casegoods** collection is available in a choice of wood grain or solid color laminate finishes. Cabinetry, panels and work surfaces are finished on all sides.

**These select quality laminate finishes** have a crystal clear grain and color appearance and meet or exceed the NEMA performance standards for thermoset decorative panels. They are highly resistant to scratching, stains, abrasion, cracking, heat, light, moisture, delamination and impact.

**Pedestals, files and cabinets** can be specified with wood grained door and drawer fronts on solid color cabinets. Wood grain patterns run lengthwise on all work surfaces and cabinet tops as well as hutch and modesty panels over 48" in width. The wood grain runs vertical on all other cabinetry, legs and panels.

### STANDARD FINISHES

#### WOOD GRAIN FINISHES

- #57 Honey Cherry
- 61 Victorian Cherry
- 63 Natural Maple
- 66 Mahogany
- 70 Pearwood

#### SOLID COLOR FINISHES

- #14 Black
- 17 White
- 44 Haze
- 48 Fashion Grey
- 58 Charcoal

### Drawer Pull Options

HPC Silver Hood Drawer Pulls Standard Unless Otherwise Specified



HPC Silver Hood



APC Silver Arc



HPB Black Hood



APB Black Arc



Executive Office Concepts • Elements of Care

1715 S. Anderson Avenue, Compton, CA 90220 • P 310 537.1657 • 800 421.5927 • F 310 603.9100 • www.eoccorp.com • eoc@earthlink.net

*Innovative Furniture Solutions for the Office, Hospitality and Healthcare Industries.*