

# QUO

Designer: **Adams/Kincade Design**

Versatile executive, management and conference seating in a choice of back height, arm, control and base options. Here is comfortable and affordable back-embracing seating featuring a one-piece multiple contoured inner shell and quality multi-density cushion construction.

## Dimensions Overall

## Seat


Model	Description	H	W	D	H	W	D
435M	<b>Quo Manager Chair</b> Tension adjustable tilt control with pneumatic seat-height lift. One-piece multiple contoured laminated inner shell. Pillow-style seat and back with multi-density cushion construction.	38/41	25	26.5	17/20	21	18



436M	<b>Quo Executive Chair</b> Tension adjustable tilt control with pneumatic seat-height lift. One piece multiple contoured laminated inner shell. Pillow style seat and back with multi-density cushion construction.	42/45	25	26.5	17/20	21	18
------	--	-------	----	------	-------	----	----



**Arm Cap Options:** Black molded arm rests are standard. The following special arm cap inserts are available. To specify, add the letter suffix to the applicable chair model number.

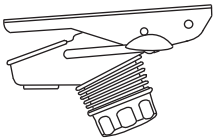


\_\_\_ **W** **Wood Arm Caps** (*specify finish*)

\_\_\_ **U** **Upholstered Arm Caps**

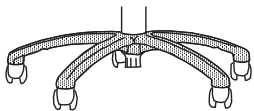
### OPTIONS:

**K** **Knee-Tilt Control**  
Tension-adjustable swivel controls are standard. The knee tilt control is an available option at the upcharge shown. To specify, add the letter suffix "K" to the model number.

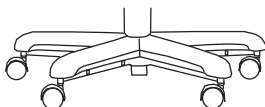


**AW** **Width Adjustable Arms**  
Extends the occupant space between arms up to 2.5".

**A** **Aluminum Base**  
Silver Powder Coated.



**W** **Wood Capped Base**  
Metal Reinforced (*specify finish*).



**Wood Finishes:**

- |                     |                    |                  |
|---------------------|--------------------|------------------|
| 1 Walnut            | 18 Cherry          | 27 Pearwood      |
| 28 Mahogany         | 33 Natural Maple   | 41 Medium Cherry |
| 46 Cranberry        | 47 Antique Cherry  | 49 Honey Cherry  |
| 100 Chocolate (+6%) | 101 Charcoal (+6%) |                  |

**Features:**

- \* One Piece Multiple Contoured Inner Shell
- \* Choice of Back Heights and Arms Caps
- \* Pillow Style Seat and Back
- \* Multi-Density Cushion Construction
- \* Choice of Controls and Bases
- \* CAL 117 Approved Materials

**List Prices - Cover Grades**

**COM**

**COL**

H	I	K	M	P	S	V	Y	L-1	L-2
850	884	950	1015	1117	1218	1318	1418	1662	1886
<b>Wgt.</b>	<b>Yds.</b>	<b>Cubes</b>	<b>Load</b>						
40.0	2.75	17.5	450						

877	914	987	1060	1171	1281	1391	1502	1762	2006
<b>Wgt.</b>	<b>Yds.</b>	<b>Cubes</b>	<b>Load</b>						
42.0	3.0	19.0	450						

94	-	-	-	-	-	-	-	-	-
94	97	101	106	112	119	126	132	140	146

**ADDITIONAL LIST PRICE:**

62

49 pair

62

151

OFFICE/CONFERENCE SEATING