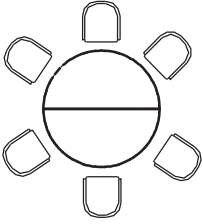


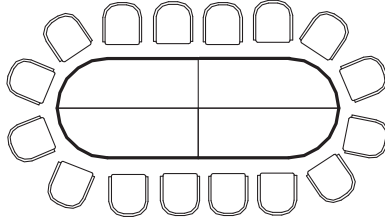
CANOPY

TYPICAL CLUSTER ARRANGEMENTS:

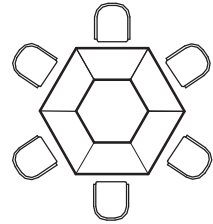
The following cluster arrangements give an illustration of the flexibility of the Canopy Table system. In certain conditions, the #PGD ganging device may be desired (see page137).



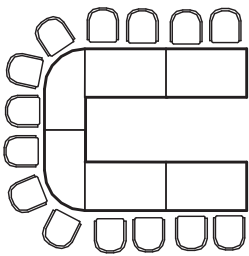
2 - K()3672HT



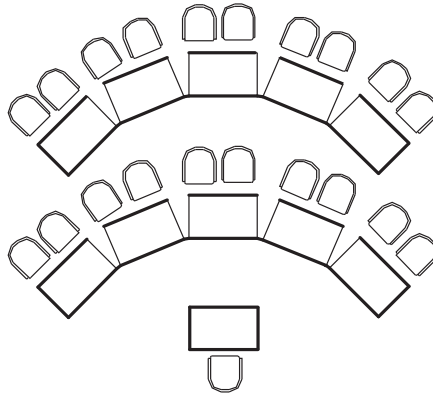
4 - K()3672QT



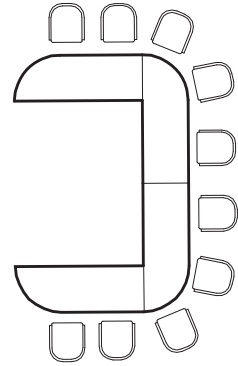
6 - K()3060V6TT



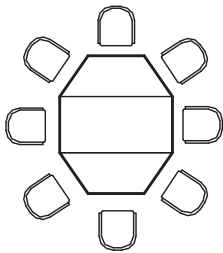
2 - K()3060QT
4 - K()3060T



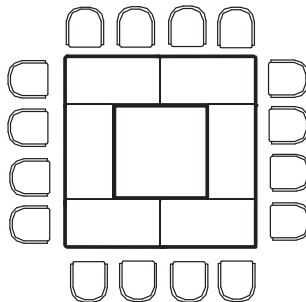
11 - K()3048T



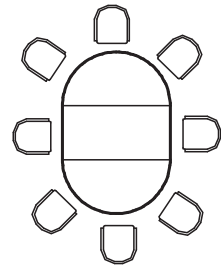
4 - K()3672QT



2 - K()3672V6TT
1 - K()3672T



6 - K()3060T



2 - K()3672HT
1 - K()3672T

CANOPY

GENERAL INFORMATION

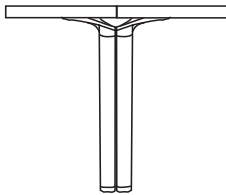
Introducing the Canopy collection of both stationery and caster based tables. The cantilevered leg design provides maximum leg room and easy multi-table ganging. The leg can also serve as a "T" connector (2 tops w/6 instead of 8 legs, etc.) in a sequence of permanently ganged tops.

TOPS: Canopy tables are available in 1.25" thick solid wood core 3 ply constructed tops in a choice of wood veneer or high pressure laminate finishes. They are available in forty-two standard shapes and sizes with thirteen different edge details. Choose from a wide selection of laminate and wood finishes. Standard table height is 29".

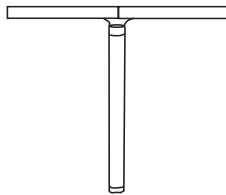
LEGS: Canopy's distinctive leg design features a high polished cast aluminum cantilevered detailing. The tubular metal leg columns are 2.5" in diameter and are standard priced in a black powder coat finish with a matching 3/4" adjustable floor leveling glide. The leg columns are also available in a choice of powder coat colors or genuine wood veneer finishes. The legs can also be specified with twin wheel locking casters at the same standard 29" table height.

ACCESSORIES: Choose from a wide array of power, wire management, modesty, drawer and tray accessories. Ganging devices can be specified factory installed.

PRICES: Prices include both the top and four black finished legs with polished aluminum detailings. Choose from three price levels of laminate or wood veneer work surfaces, PVC, laminate or hardwood edge details and optional chrome or wood veneer table legs.



Multi Table Gang



Single "T" Leg Gang

FINISHES : The following finishes are standard at the prices shown:

LAMINATE FINISHES

The following laminates are available on table surfaces at no extra charge:

#14 Black	#44 Haze	#48 Fashion Grey
#58 Charcoal	#57 Honey Cherry	#60 Walnut
#61 Victorian Cherry	#63 Natural Maple	#66 Mahogany
#70 Pearwood	#74 Sand Nebula	#75 Grey Nebula
#78 White Nebula	#87 Camel Leather	#88 Saddle Leather
#89 Cocoa Leather	#90 Bayou Oxide	#91 Ebony Oxide

STONE LAMINATE INLAYS

These premium stone laminates are available as a decorative inlay at a 10% surcharge:

#51 Jade Pavia	#52 Blue Pavia	#53 Rosso Granite
#54 Folkstone Granite	#55 Graphite Talc	#79 Black Star Granite
#86 Travertine		

WOOD FINISHES:

Canopy tables are available in select American cherry, maple and walnut veneers and hardwoods. The following wood finishes are standard in a satin luster finish:

#1 Walnut	#13 Mahogany Walnut	#18 Cherry Walnut
#27 Pearwood	#28 Mahogany	#33 Natural Maple
#41 Medium Cherry	#46 Cranberry	#47 Antique Cherry
#49 Honey Cherry	#100 Chocolate (+6%)	#101 Charcoal (+6%)

METAL FINISHES:

Metal bases and columns are standard in Black finish with polished aluminum trim. They are also available with a polished chrome column at the #1 extra charge column pricing.

SPECIAL FINISH AND SIZES:

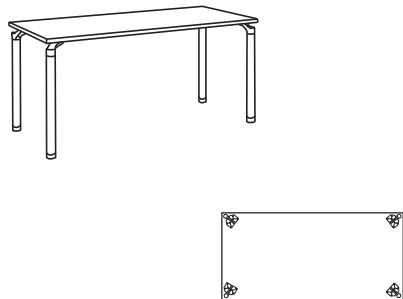
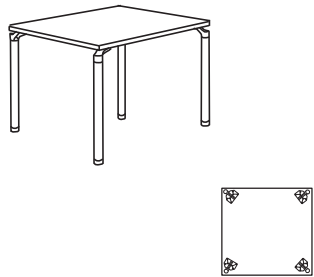
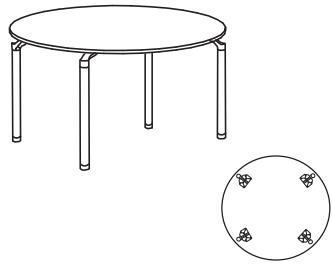
EOC is responsive to special size and finish requirements. Contact Customer Service for information.

EDGE DETAILS

Level 1 1 1/4" Tops	L 3 Mil PVC Edge	E Square Laminate Edge	R Black Fluted PVC Edge
Level 2 1 1/4" Tops Hardwood Edge	G Feathered Edge	N Square Edge	U Oval Edge
Level 3 1 1/4" Tops Hardwood Edge	C Bullnose Edge	F Fluted Edge	X Tapered Edge
	P Bevel Edge	S Radius Edge	W Classic Edge

CANOPY TABLE SYSTEM

CANTILEVERED LEG TABLES



To specify, insert Top Option letter in model number parenthesis (). Add number of extra charge Base Option (if desired) to model suffix. Otherwise, base will be provided in standard black powder coat finish.

TOP OPTIONS Add letter to model number.

E	L	G	N
R	U		

Description	Model	1-1/4" PVC/Self Edge	1-1/4" Hardwood Edge
		Laminate Top	Wood or Laminate Top (Specify)

Round Leg Table.	K()36T	1117	1573
	K()42T	1179	1673
	K()48T	1217	1735
	K()60T	1559	2294
	K()66T	1920	2782
	K()72T	2068	3000

Square Leg Table.	K()3030T	1028	1370
	K()3636T	1106	1493
	K()4242T	1154	1567
	K()4848T	1185	1617
	K()5454T	1410	1969
	K()6060T	1517	2293

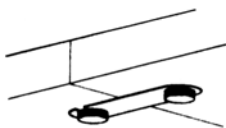
Rectangular Leg Table.	K()2442T	1051	1113
	K()2448T	1067	1139
	K()2460T	1095	1184
	K()2466T	1112	1210
	K()2472T	1125	1232
	K()3048T	1083	1542
	K()3060T	1115	1612
	K()3066T	1132	1647
	K()3072T	1145	1680
	K()3660T	1186	1727
	K()3666T	1204	1766
	K()3672T	1222	1802
	K()3684T	1257	1877
	K()3696T	1307	1973
	K()4284T	1379	2067
	K()4296T	1441	2180

Caster Option:

Locking casters are available on all above tables - factory installed. Overall height remains the same.

Add "C" to model number and \$77 list.

TOPOPTIONS For free standing tables only		SPECIAL LEG FINISH OPTIONS Prices are for one complete set of 4 table legs.			
Size (") (29"High)	1-1/4" Mitered Wood Edge Wood or Laminate Top (Specify)	Silver Powder Coat Columns	Wood Clad Columns	Wgt.	Cubes
36 dia.	1954	108	429	90	8
42 dia.	2086	108	429	105	10
48 dia.	2170	108	429	120	13
60 dia.	2863	108	429	130	18
66 dia.	3509	108	429	145	24
72 dia.	3796	108	429	160	29
30 x 30	1378	108	429	88	6
36 x 36	1593	108	429	103	8
42 x 42	1726	108	429	118	10
48 x 48	2013	108	429	133	13
54 x 54	2481	108	429	148	15
60 x 60	2912	108	429	163	18
24 x 24	1191	108	429	74	9.4
24 x 48	1228	108	429	81	9.9
24 x 60	1296	108	429	95	10.9
24 x 66	1332	108	429	102	11.4
24 x 72	1366	108	429	109	11.9
30 x 48	1905	108	429	95	10.5
30 x 60	1998	108	429	109	11.9
30 x 66	2047	108	429	116	12.5
30 x 72	2088	108	429	122	13.2
36 x 60	2153	108	429	123	12.9
36 x 66	2203	108	429	130	13.7
36 x 72	2250	108	429	139	14.5
36 x 84	2350	108	429	155	16.1
36 x 96	2479	108	429	172	17.7
42 x 84	2601	108	429	175	18.0
42 x 96	2752	108	429	194	19.7




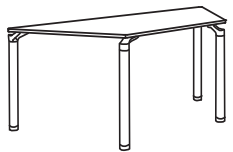
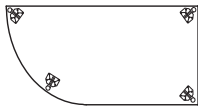
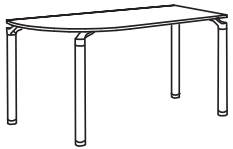
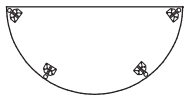
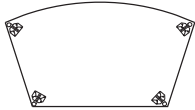
Ganging Device.
Connects tables
underneath
work surface.

PGD

\$31 List Ea.
(Field Installed)

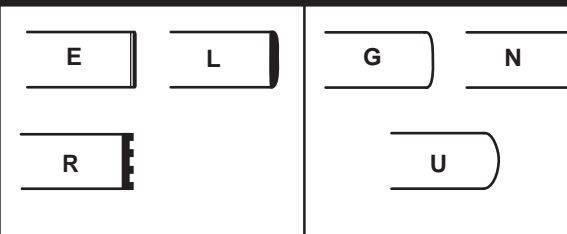
CANOPY TABLE SYSTEM

CANTELIVERED LEG TABLES



To specify, insert Top Option letter in model number parenthesis (). Add number of extra charge Base Option (if desired) to model suffix. Otherwise, base will be provided in standard black powder coat finish.

TOP OPTIONS Add letter to model number.



Description	Model	1-1/4" PVC/Self Edge	1-1/4" Hardwood Edge
		Laminate Top	Wood or Laminate Top (Specify)

Arched Trapezoidal Leg Table.	K()2448V6ATT	904	1418
	K()3060V6ATT	1012	1588
	K()3072V6ATT	1135	1780
	K()3672V6ATT	1182	1855

Half Round Leg Table.	K()2448HT	994	1777
	K()3060HT	1111	1999
	K()3672HT	1300	2335

Quarter Capsule Leg Table.	K()3060QT	1111	1999
	K()3072QT	1254	2220
	K()3672QT	1300	2335

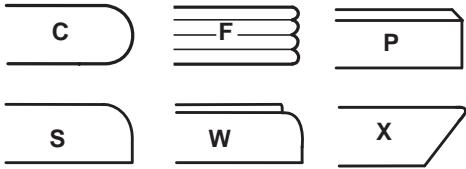

Specify Right (-R) or Left (-L) top Pattern (Right Illustrated).

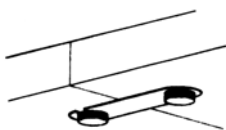
Trapezoidal Leg Table.	K()2448V6TT	658	1022
	K()3060V6TT	745	1169
	K()3072V6TT	824	1293
	K()3672V6TT	864	1356

Caster Option:
Locking casters are available on all above tables - factory installed. Overall height remains the same.

Add "C" to model number and \$77 list.

Special Heights: Special heights are available. See General Information.

TOP OPTIONS For free standing tables only		SPECIAL LEG FINISH OPTIONS Prices are for one complete set of 4 table legs.			
					
Size (") (29"High)	1-1/4" Mitered Wood Edge Wood or Laminate Top (Specify)	Silver Powder Coat Columns	Wood Clad Columns	Wgt.	Cubes
24 x 48	1885	108	429	72	9.9
30 x 60	2112	108	429	94	13.1
30 x 72	2367	108	429	109	14.5
36 x 72	2468	108	429	123	16.0
24 x 48	2364	108	429	70	9.9
30 x 60	2659	108	429	91	13.1
36 x 72	3105	108	429	119	16.0
30 x 60	2659	108	429	98	13.1
30 x 72	2998	108	429	115	14.5
36 x 72	3105	108	429	130	16.0
24 x 48	1358	108	429	65	9.0
30 x 60	1555	108	429	85	11.9
30 x 72	1720	108	429	98	13.5
36 x 72	1803	108	429	112	14.5



Ganging Device.
Connects tables
underneath
work surface.

PGD

\$31 List Ea.
(Field Installed)