
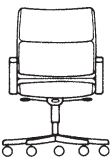

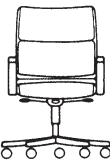

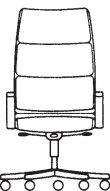

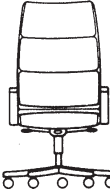


MILANO

Pillow cushioned executive seating featuring an extraordinary one-piece body contoured inner shell with superb lower lumbar support.

		Dimensions Overall			Seat			Arm		
Model	Description	H	W	D	H	W	D	H		
		986-UB	Milano Executive Chair. Solid Hardwood Trim and Base. Pneumatic Lift. Knee Tilt Control.	38-42	25.5	25	18	21	18	25.5
		986-UV	Milano Executive Chair. Black Urethane/Nylon Fiberglass Trim. Pneumatic Lift. Knee Tilt Control.	38-42	25.5	25	18	21	18	25.5
		988-UB	Milano Executive High Back Chair. Solid Hardwood Trim and Base. Pneumatic Lift. Knee Tilt Control.	47-51	25.5	25	18	21	18	25.5
		988-UV	Milano Executive High Back Chair. Black Urethane/Nylon Fiberglass Trim. Pneumatic Lift. Knee Tilt Control.	47-51	25.5	25	18	21	18	25.5

Note: Leather or soft vinyl upholstery is recommended for the seat and back cushions in order to attain the tailored look shown.

Wood Finishes:

1 Walnut	18 Cherry	27 Pearwood
28 Mahogany	33 Natural Maple	41 Medium Cherry
46 Cranberry	47 Antique Cherry	49 Honey Cherry
100 Chocolate (+6%)	101 Charcoal (+6%)	

Features:

- * One-Piece Body Contoured Inner Shell
- * Multiple Cushion Construction
- * Soft Dacron Polyester Top Pads
- * Optional Steel Reinforced Hardwood Base
- * Insert Upholstered Arm Rests
- * Knee Tilt Control w/Pneumatic Lift
- * Padded and Upholstered Outside Back
- * CAL 117 Upholstery Materials

List Prices - Cover Grades

COM			COL						
H	I	K	M	P	S	V	Y	L-1	L-2
1499	1554	1663	1772	1936	2099	2263	2426	2777	3317
Wgt.	Yds.	Cubes	Load						
41	4.5	17	550						
<hr/>									
1210	1264	1373	1483	1646	1810	1973	2137	2488	3027
Wgt.	Yds.	Cubes	Load						
41	4.5	17	450						
<hr/>									
1623	1684	1806	1929	2112	2296	2480	2663	3042	3643
Wgt.	Yds.	Cubes	Load						
48	5.0	21	550						
<hr/>									
1333	1395	1517	1639	1823	2007	2190	2374	2752	3353
Wgt.	Yds.	Cubes	Load						
48	5.0	21	450						