

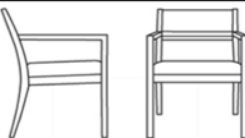
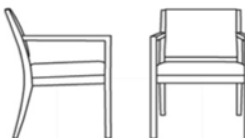





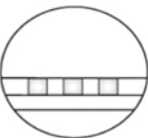
Lidia

Architecturally styled guest seating.
 Choice of arm and armless designs.
 Choice of back insert detailings.
 Soft cushioned web seat construction.

Harwood Frame Finishes:

1 Walnut 18 Cherry 27 Pearwood 28 Mahogany
 33 Maple 41 Medium Cherry 48 Cranberry 47 Antique Cherry
 100 Chocolate (+6%) 101 Charcoal (+6%)

List Prices - Cover Grades

		COM			COL							
Model	Description	H	I	K	M	P	S	V	Y	L-1	L-2	
	760 Arm Chair Wood Back Upholstered Seat	595	608	634	660	699	738	777	816	890	971	
		Overall			Seat			Arm	Ctn.			
		H	W	D	H	W	D	H	Wgt.	Yds.	Cubes	
		31	23	22	18	21	19	24	31	1	11	
	761 Arm Chair Fully Upholstered Back and Seat	636	658	702	746	812	878	944	1010	1079	1198	
		Overall			Seat			Arm	Ctn.			
		H	W	D	H	W	D	H	Wgt.	Yds.	Cubes	
		31	23	22	18	21	19	24	31	1.7	11	
	762 Arm Chair Upholstered Seat and Half Uph. Back	607	626	664	702	759	816	873	930	976	1077	
		Overall			Seat			Arm	Ctn.			
		H	W	D	H	W	D	H	Wgt.	Yds.	Cubes	
		31	23	22	18	21	19	24	31	1.5	11	
	763 Armless Chair Wood Back Upholstered Seat	585	598	624	650	689	728	767	806	880	961	
		Overall			Seat				Ctn.			
		H	W	D	H	W	D	D	Wgt.	Yds.	Cubes	
		31	22	22	18	21	19	26	1	11		
	764 Armless Chair Fully Upholstered Back and Seat	626	648	692	736	802	868	934	1000	1069	1188	
		Overall			Seat				Ctn.			
		H	W	D	H	W	D	D	Wgt.	Yds.	Cubes	
		31	22	22	18	21	19	26	1.7	11		
	765 Armless Chair Upholstered Seat and Half Uph. Back	597	616	654	692	749	806	863	920	966	1067	
		Overall			Seat				Ctn.			
		H	W	D	H	W	D	D	Wgt.	Yds.	Cubes	
		31	22	22	18	21	19	26	1.5	11		
Back Insert Options: (Standard w/o Inserts)												
	-ST 3 Silver Tubes	18										
	-HC 3 Hardwood Cubes (matching finish)	27										



Executive Office Concepts • Elements of Care